



GOVERNMENT OF CHHATTISGARH

# **District Disaster Fire Safety Management Plan**

**YEAR - 2020**

**DISTRICT - KABIRDHAM**


**STATE DISASTER MANAGEMENT AUTHORITY, C.G.**

REVENUE & DISASTER MANAGEMENT DEPARTMENT  
MAHANADI BHAWAN, MANTRALAYA, ATAL NAGAR, RAIPUR, CHHATTISGARH

भूपेश बघेल  
मुख्यमंत्री



छत्तीसगढ़ शासन,  
मंत्रालय महानदी भवन  
अटल नगर नवा रायपुर  
दिनांक



## संदेश

जलवायु परिवर्तन और बदलती हुई पर्यावरणीय परिस्थितियों के कारण सम्पूर्ण विश्व में अग्नि दुर्घटनाओं में वृद्धि हुई है। अग्नि दुर्घटना चाहे प्राकृतिक हो या मानव निर्मित, ये जन-धन हानि के साथ-साथ विकास प्रक्रिया को भी पीछे धकेल देती हैं। दुर्घटनाओं के कुशल और समन्वित प्रबंधन के लिए ऐसा विकसित और प्रभावी तंत्र महत्वपूर्ण भूमिका निभाते हैं, जिससे तुरंत राहत और कम से कम नुकसान हो। इस योजना में अग्नि दुर्घटना के कारणों और उनके प्रतिकूल प्रभावों को कम करने की प्रभावी रणनीतियों का विस्तृत विश्लेषण शामिल है, जिसके सम्बन्ध में शासन के विभिन्न विभागों एवं समाज के विभिन्न वर्गों के बीच व्यापक जागरूकता तथा समन्वय की आवश्यकता है।


यह अत्यंत हर्ष की बात है कि राजस्व एवं आपदा प्रबंधन विभाग (राज्य आपदा प्रबंधन प्राधिकरण) एवं सहायक विभागों के साथ मिलकर "जिला आपदा अग्नि सुरक्षा प्रबंधन योजना 2020" तैयार की है। इस योजना में राज्य के अंतर्गत अग्नि दुर्घटना से सुरक्षा की लगभग सभी संभावित जानकारी, उससे बचाव की रूपरेखा और अग्नि दुर्घटना को रोकने के उपायों के साथ-साथ अग्नि दुर्घटना के घटित हो जाने पर आकस्मिक सहायता, क्षमता संवर्धन, पुनर्वास कार्यक्रमों, सामान्य वातावरण की बहाली और पुनर्निर्माण कार्यों का विवरण इत्यादि को शामिल किया गया है। ऐसी उम्मीद है कि अन्य विभाग भी इसी प्रकार अपने निर्धारित विभागीय दायित्वों के निर्वहन के लिए अपनी विभागीय योजनायें शीघ्र ही प्रस्तुत करेंगे।

यह योजना व्यवहारिक उपायों और जन-भागीदारी के मजबूत इरादों के साथ जिलों को "अग्नि दुर्घटना" से भयमुक्त एवं असुरक्षा की भावना को कम करने में सक्षम सिद्ध होगी।

"जिला आपदा अग्नि सुरक्षा प्रबंधन योजना 2020" का प्रकाशन अपने उद्देश्यों में सफल हो, इसके लिए मेरी हार्दिक शुभकामनाएं।

  
(भूपेश बघेल)

जयसिंह अग्रवाल  
मंत्री



छत्तीसगढ़ शासन,  
राजस्व एवं आपदा प्रबंधन विभाग  
मंत्रालय महानदी भवन  
अटल नगर नवा रायपुर  
दिनांक

संदेश

“जिला आपदा अग्नि सुरक्षा प्रबंधन योजना 2020” छत्तीसगढ़ सरकार की एक नवीन पहल है। इस योजना का लक्ष्य जिलों में घटित होने वाली संभावित अग्नि दुर्घटनाओं से होने वाले व्यापक हानि को कम करना है। यह योजना अपने दायरे में व्यापक है और यह प्रशासन के सभी वर्गों को विस्तृत निर्देश देता है।

पिछले कुछ वर्षों में अग्नि सुरक्षा प्रबंधन राज्य एवं सभी जिलों के लिए एक चुनौती बन गया है। ऐसी महाविनाशकारी स्थिति से निपटना एक कठिन कार्य है। जिसमें विभिन्न प्रकार से कार्य निष्पादन, जोखिम आंकलन, जागरूकता तथा प्रशिक्षण, पर्याप्त आधारभूत संरचना हेतु अग्नि सुरक्षा का क्रियान्वयन, अग्नि सुरक्षा की तैयारी, प्राकृतिक संसाधनों का चिरस्थायी प्रबंधन तथा नीति बनाना अहम् कार्य है।

चूँकि अग्नि सुरक्षा योजना एक स्थायी प्रक्रिया है। इस परिपेक्ष्य में राजस्व एवं आपदा प्रबंधन विभाग और सहायक विभागों द्वारा जिला अग्नि सुरक्षा योजना तैयार किया जाना राज्य के जिलों को अग्नि दुर्घटनाओं से निपटने के लिए महत्वपूर्ण कदम है।

मैं, विभाग के इस सराहनीय पहल का स्वागत करता हूँ मुझे विश्वास है कि “जिला आपदा अग्नि सुरक्षा प्रबंधन योजना 2020” जिलों के नागरिकों के लिये अग्नि दुर्घटनाओं से बचाव तथा क्षमता में वृद्धि करने में सफल होगी।

जयसिंह अग्रवाल  
(जयसिंह अग्रवाल)

रीता शांडिल्य  
सचिव



छत्तीसगढ़ शासन,  
राजस्व एवं आपदा प्रबंधन विभाग  
मंत्रालय महानदी भवन  
अटल नगर नवा रायपुर  
दिनांक

संदेश

अग्नि दुर्घटना ऐसी आपदा है जो वर्षों से किये गए कार्यों को निरर्थक कर देती है। अतः दुर्घटना से रोक थाम के प्रयास जैसे अल्प समय में – तैयारी, प्रशिक्षण, क्षमता-वर्धन और पुनर्निर्माण से जान-माल के नुकसान को कम किया जा सकता है।

जन सामान्य के अंतर्गत अत्यंत संवेदनशील वर्ग जैसे – बच्चे, बुजुर्ग, महिलायें, दिव्यांगजन एवं श्रमिक वर्ग पर अग्नि दुर्घटना के प्रभाव को कम करने हेतु जन भागीदारी, जन-जागरूकता, त्वरित प्रतिक्रिया, समन्वय बढ़ाने के लिए "जिला आपदा अग्नि सुरक्षा प्रबंधन योजना 2020" तैयार की गई है, जो एक प्रशंसनीय कार्य है।

"जिला आपदा अग्नि सुरक्षा प्रबंधन योजना 2020" के माध्यम से राज्य के जिलों में एक ऐसा तंत्र विकसित होगा जो भविष्य में जिले में घटित होने वाली किसी भी अग्नि दुर्घटना से निपटने में कारगर होगा।

R. Shankhly  
( रीता शांडिल्य )

## **Acknowledgment**

Under the leadership of Hon'ble Chief Minister of Chhattisgarh and Hon'ble Minister, Government of Chhattisgarh Revenue and Disaster Management Department, Chief Secretary Government of Chhattisgarh and Relief Commissioner and Secretary of Revenue and Disaster Management Department, we express gratitude towards all those who have contributed to the preparation of District Disaster Fire Safety Management Plan. According to the guidelines of Disaster Management Act 2005, this scheme has been prepared for public utility.

District Disaster Fire Safety Management Plan has been prepared with the aligned departments for the utmost benefit of the 'community'. The role of each of the department has been determined, to ensure coordination, preparation and appropriate action in the same manner before, during and after the disaster.

Ms. Reeta Shandilya, Secretary, Mr. K.D. Kunjam, Joint Secretary and Mr. A.K. Pillai Office superintendent Department of Revenue and Disaster Management, has given special cooperation for the preparation of District Disaster Fire Safety Management Plan.

For the preparation of actual structure of District Disaster Fire Safety Management Plan, special contribution is given by the Disaster Management Consultants Mr. Dilip Singh Rathore, Mr. Prashant Kumar Pandey, Mrs. Chetna, Ms. Jaya Sahu, Mr. Jitendra Solanki and Mr. S. Sreejit.

District Nodal Officer of Revenue and Disaster Management Department and other officers of related departments have given their major vital Contribution with Cooperation for the document preparation required for the plan.

## Abbreviation:-

<b>BSNL</b>	Bharat Sanchar Nigam Limited	भारत संचार निगम लिमिटेड
<b>CAF</b>	Central Armed Forces	केन्द्रीय सुरक्षा बल
<b>CBO</b>	Community Based Organizations	सामुदायिक संगठन
<b>CE</b>	Chief Engineer	मुख्य अभियंता
<b>CEO</b>	Chief Executive Officer	मुख्य कार्यपालक अधिकारी
<b>CMO</b>	Chief Medical Officer	मुख्य चिकित्सा अधिकारी
<b>CMRF</b>	Chief Minister Relief Fund	मुख्य मंत्री राहत कोष
<b>CSO</b>	Civil Society Organization	नगर संस्था
<b>DM-ACT</b>	Disaster Management Act 2005	आपदा प्रबंधन अधिनियम 2005
<b>DDMA</b>	District Disaster Management Authority	जिला आपदा प्रबंधन प्राधिकरण
<b>DDMP</b>	District Disaster Management Plan	जिला आपदा प्रबंधन योजना
<b>DDRF</b>	District Disaster Response Force	जिला आपदा प्रत्युत्तर बल
<b>DM</b>	District Magistrate	जिला कलेक्टर
<b>DMT</b>	Disaster Management Team	आपदा प्रबंधन दल
<b>DRR</b>	Disaster Risk Reduction	आपदा जोखिम न्यूनीकरण
<b>EOC</b>	Emergency Operation Center	आपातकालीन परिचालन केन्द्र
<b>ESF</b>	Essential Service Functions	आवश्यक सेवा कार्य
<b>EWS</b>	Early Warning System	पूर्व चेतावनी प्रणाली
<b>FRT</b>	First Response Team	प्रथम प्रत्युत्तर टीम
<b>GIS</b>	Geographic Information System	भौगोलिक सूचना प्रणाली
<b>GP</b>	Gram Panchayat	ग्राम पंचायत
<b>GPS</b>	Global Position System	स्थिति निर्धारण वैश्विक प्रणाली
<b>HFA</b>	Hyogo Framework for Action	हयोगो कार्यवाही रूपरेखा
<b>HRVCA</b>	Hazard Risk Vulnerability Capacity Analysis	खतरा, जोखिम, संवेदनशीलता (भेद्यता) क्षमता विश्लेषण
<b>HVCA</b>	Hazard Vulnerability Capacity Analysis	खतरा, संवेदनशीलता (भेद्यता) क्षमता विश्लेषण
<b>IAF</b>	Indian Armed Force	भारतीय सशस्त्र बल
<b>IAG</b>	Inter-Agency Group	इन्टर एजेंसी ग्रुप
<b>IAP</b>	Immediate Action Plan	तात्कालीन कार्य योजना
<b>ICDS</b>	Integrated Child Development Services	समेकित बाल विकास सेवायें
<b>IMD</b>	Indian Meteorological Department	भारतीय मौसम विज्ञान विभाग
<b>IMT</b>	Incident Management Teams	घटना (आपदा) प्रबंधन टीम
<b>IRS</b>	Incident Response System	घटना (आपदा)प्रत्युत्तर प्रणाली
<b>IRT</b>	Incident Response Team	घटना (आपदा)प्रत्युत्तर टीम
<b>IAY</b>	Indira Awas Yojna	इंदिरा आवास योजना
<b>LSG</b>	Lower Selection Grade	निम्न प्रवर कोटि
<b>MGNREG S</b>	Mahatma Gandhi National Rural Employment Guarantee Scheme	महात्मा गाँधी राष्ट्रीय ग्रामीण रोजगार गारंटी योजना

<b>MI&amp;CT</b>	Ministry of Information & Communication Technology	सूचना एवं संचार प्रौद्योगिकी मंत्रालय
<b>MLA</b>	Member of Legislative Assembly	विधान सभा सदस्य
<b>MNREGA</b>	Mahatma Gandhi National Rural and Education Guarantee Action	महात्मा गाँधी राष्ट्रीय ग्रामीण शिक्षा गारंटी अधिनियम
<b>MoAFW</b>	Ministry of Agriculture and Farmers Welfare	कृषि एवं किसान कल्याण मंत्रालय
<b>MoCI</b>	Ministry of Commerce and Industry	वाणिज्य एवं उद्योग मंत्रालय
<b>MoEF&amp;CC</b>	Ministry of Environment forest Climet change	पर्यावरण वन व जलवायु परिवर्तन मंत्रालय
<b>MoHFW</b>	Ministry of Health & Family Welfare	स्वास्थ्य एवं परिवार कल्याण मंत्रालय
<b>MHA</b>	Ministry of Home Affairs	गृह मंत्रालय
<b>MoHRD</b>	Ministry of Human Resources Development	मानव संसाधन विकास मंत्रालय
<b>MoL&amp;E</b>	Ministry of Labour & Employment	श्रम एवं रोजगार मंत्रालय
<b>Mop</b>	Ministry of Power	विद्युत मंत्रालय
<b>MoPR</b>	Ministry of Panchayati Raj	पंचायती राज मंत्रालय
<b>MoRD</b>	Ministry of Rural Development	ग्रामीण विकास मंत्रालय
<b>MoRTH</b>	Ministry of Road Transport and Highway	सड़क परिवहन और राजमार्ग मंत्रालय
<b>MoWF</b>	Ministry of Water Resources	जल संसाधन मंत्रालय
<b>MoUD</b>	Ministry of Urban Development	शहरी विकास मंत्रालय
<b>MP</b>	Member of Parliament	संसद सदस्य
<b>MPLADS</b>	Member of Parliament Local Area Development Schemes	सांसद क्षेत्रीय विकास योजना
<b>NABARD</b>	National Bank for Agriculture and Rural Development	राष्ट्रीय कृषि एवं ग्रामीण विकास बैंक
<b>NCC</b>	National Cadet Corps	राष्ट्रीय छात्र सेना
<b>NDMA</b>	National Disaster Management Authority	राष्ट्रीय आपदा प्रबंधन प्राधिकरण
<b>NDRF</b>	National Disaster Response Force/ Relief Fund	राष्ट्रीय आपदा प्रत्युत्तर बल/राहत कोष
<b>NIDM</b>	National Institute of Disaster Management	राष्ट्रीय आपदा प्रबंधन संस्थान
<b>NGOs</b>	Non- Government Organizations	गैर-सरकारी संगठन
<b>NRSC</b>	National Remote Sensing Center	राष्ट्रीय सुदूर संवेदन केन्द्र
<b>NREGA</b>	National Rural Employment Guarantee Act	राष्ट्रीय ग्रामीण रोजगार गारंटी अधिनियम
<b>NREGS</b>	National Rural Employment Guarantee Scheme	राष्ट्रीय ग्रामीण रोजगार गारंटी योजना
<b>NRHM</b>	National Rural Health Mission	राष्ट्रीय ग्रामीण स्वास्थ्य मिशन
<b>NSV</b>	National Service Volunteer	राष्ट्रीय सेवा स्वयंसेवक
<b>NYK</b>	Nehru Yuva Kendra	नेहरू युवा केन्द्र
<b>PDS</b>	Public Distribution Shop	जनवितरण दुकानें
<b>PHC</b>	Primary Health Center	प्राथमिक स्वास्थ्य केन्द्र
<b>PHED</b>	Public Health Engineering Department	लोक स्वास्थ्य यांत्रिकी विभाग
<b>PMRF</b>	Prime Minister Relief Fund	प्रधानमंत्री राहत कोष
<b>PWD</b>	Public Works Department	लोक निर्माण विभाग

<b>Q&amp;A</b>	Quality and Accountability	गुणवत्ता एवं जवाबदारी
<b>QRT</b>	Quick Response Team	त्वरित प्रत्युत्तर टीम
<b>SDMA</b>	State Disaster Management Authority	राज्य आपदा प्रबंधन प्राधिकरण
<b>SDMP</b>	State Disaster Management Plan	राज्य आपदा प्रबंधन योजना
<b>SDRF</b>	State Disaster Response Force/ Relief Fund	राज्य आपदा प्रत्युत्तर बल/ राहत कोष
<b>SHG</b>	Self Help Group	स्वयं सहायता समूह
<b>SME</b>	Small and Medium Enterprise	लघु एवं मध्यम उद्योग / उपक्रम
<b>SOP</b>	Standard Operating Procedure	मानक परिचालन पद्धति
<b>SP</b>	Superintendent of Police	पुलिस अधीक्षक
<b>WRD</b>	Water Resources Department	जल संसाधन विभाग
<b>WHO</b>	World Health Organisation	विश्व स्वास्थ्य संगठन



<b>S. No.</b>	<b>Contents</b>	<b>Page No.</b>
<b>1</b>	<b>Background</b>	<b>1-4</b>
1.1	District Fire Safety Plan	1
1.2	Need of the Plan	1
1.3	Objectives of the Plan	2
1.4	Scope of the Plan	2
1.5	Stakeholders and Their Responsibilities	2
1.6	District Profile	3-4
<b>2</b>	<b>Assessment of Hazard, Capacity and Risk of Fire Accident in the District</b>	<b>5-17</b>
2.1	Identification of Potential Fire Accidents	6-19
2.1.1	Urban Fire	6-7
2.1.2	Rural Fire	8
2.1.3	Industrial Fire	9
2.1.4	Forest Fires	10
2.2	Incident Months of Hazard's	11
2.3	Fire incidents in Kabirdham districts mainly occur at the following places	12
2.4	Vulnerability analysis	13
2.4.1	Structural vulnerability	13
2.4.2	Economic vulnerability	14
2.4.3	Environmental vulnerability	15
2.5	Capacity analysis	15
2.5.1	Human Resource	15
2.5.2	Equipments	16
2.6	Water resources	17
<b>3</b>	<b>Institutional arrangement</b>	<b>18-21</b>
3.1	District Disaster Management Authority	18
3.2	District Fire Service and Home Guard	18
3.3	Disaster Management Committee and Fire Protection Service at Tehsil Level	18
3.4	Disaster Management Committee at village level	19
3.5	District Emergency Operations Center	19-20
3.5.1	Facilities / Arrangements - District Control Room / Center	21
3.5.2	Alternative Control Room	21
<b>4</b>	<b>Prevention and mitigation measures</b>	<b>22-24</b>
4.1	Structural and Non-Structural Prevention Measures based on Hazard	22
4.2	Hazard: Fire	23-24
<b>5</b>	<b>Preparedness and measures</b>	<b>25-29</b>
5.1	General Preparations and Measures	25

5.1.1	Incident Response System (IRS)	25
5.2	Establishment of control room	26
5.3	Co-ordination in terms of fire protection for pre-disaster situation	27
5.4	DDMA in the immediate pre-disaster situation. Co-ordination process (immediate procedure after early warning system)	28
5.5	Coordination Mechanism of DDMA (Relief Distribution System) during fire Disaster	29
5.6	Coordination mechanism of DDMA in the event of fire disaster	29
<b>6</b>	<b>Capacity building and training measures</b>	<b>30-34</b>
6.1	Capacity Building	30
6.2	Institutional Fire Capacity Building	30
6.3	India Disaster Resource Network (IDRN)	31
6.4	Roles and responsibilities	31-33
6.5	Training and training provisions	33
6.5.1	Training for safety team member	34
6.6	Community Based Fire Disaster Management	32
<b>7</b>	<b>Fire Safety Relief Measures and Response</b>	<b>34</b>
7.1	Relief and Phase of Reaction	<b>35-38</b>
7.1.1	Pre-Fire Accident	35
7.1.2	Relief and response during fire accident	36
7.1.3	Implementation of the second phase of relief and response in the context of the district	36
7.1.4	Relief and response status after Fire accident	38
<b>8</b>	<b>Reconstruction and Rehabilitation Measures</b>	<b>39 - 41</b>
8.1	Reconstruction and Rehabilitation	39
8.2	Recovery Activities	39
8.2.1	Short-term recovery	39
8.2.2	Long-term recovery	40
8.3	Reorganization	40-41
<b>9</b>	<b>Financial Resources for Fire Accident Planning</b>	<b>42-44</b>
9.1	Availability of financial resources by the Center and the State	<b>42</b>
9.2	Fund for Capacity Addition	42
9.3	Other Funding Arrangements by the State	42-43
9.4	External Funding Arrangements	43
9.5	Financial Provisions	43
9.6	Disaster Relief Fund	43
9.7	National Disaster Contingency Fund	43

9.8	State Disaster Response Fund	43
9.9	Other Provisions of Finance	44
9.9.1	Financial Resources of Districts	44
<b>10</b>	<b>Inspection, evaluation and updation of fire protection scheme</b>	<b>45-46</b>
10.1	Evaluation of the plan	45
10.2	Responsibility for maintaining and reviewing, monitoring and updating the plan	45-46
10.3	Media Management	46
<b>11</b>	<b>Co-ordination and coordinated mechanism for implementation</b>	<b>47</b>
11.1	Coordination with neighbouring districts	47
<b>12</b>	<b>Standard Operating Procedures and Checklists</b>	<b>48-56</b>
12.1	Standard Operating Procedures	48
12.2	Precautionary measures and checklist for fire accidents	48-49
12.3	Checklist for Various Line Departments (SOP)	50-54
12.4	Emergency Response Resources	54-55
12.5	Assistance from Central / State Government	56

<b>S. No.</b>	<b>Tables</b>	<b>Page No.</b>
1	Table 1 : Historical Data of Urban Fire Incidents	7
2	Table 2 : Historical Data of Rural Fire Incidents	8
3	Table 3 : Historical Data of Industrial Fire Incidents	9
4	Table 4 : Historical Data of Forest Fire Incidents	10
5	Table 5: Incident Months of Hazards	11
6	Table 6: Tehsil wise Hazard Analysis Summary of Kabirdham	12
7	Table 7: The Details of potential fire risk in the city	13
8	Table 8: Classification of Buildings	14
9	Table 9: Resources Inventory	16
10	Table 10: Water Resources	17
11	Table 11: Structural Mitigation Measures for Fire	23
12	Table 12: Non-Structural Mitigation Measures for Fire	23
13	Table 13: DDMA in pre-disaster situation Coordination process	27
14	Table 14: Coordination mechanism of DDMA in the immediate pre-disaster ( After receiving the initial warning)	28
15	Table 15: Coordination mechanism of DDMA during disaster (relief distribution system)	29

16	Table 16: Coordination mechanism of DDMA in case of post-fire disaster	29
17	Table 17: Roles and responsibilities of Major departments	31-33
18	Table 18: Relief and Response Stages	35
19	Table 19: Various stages of IRTF	37
20	Table 20 - Restoration and reorganization works with nodal department officer	40
21	Table 21: Tehsil Adjacent to nearby districts and state from where assistance can be obtained	47
22	Table 22: Checklist for Different Line Departments (SOP)	50-54
23	Table 23: Assistance from Central / State Government	56
24	Table 24: Details of officers and employees involved in fire and emergency services at the state level	57
25	Table 25: Details of officers and employees involved in fire and emergency services at the District level	57
26	Table 26: Details of officers and employees involved in fire and emergency services at the Tehsil level	57
27	Table 27: Fire and Emergency Control Services - Nagar Palika / Nagar Nigam	58
28	Table 28: Tehsil wise available fire and emergency support services	58
29	Table 29: Fire experts and trained home guards	59
30	Table 30: List of Big Industries in District	60
31	Table 31: List of Petrol Pump in District	60
32	Table 32: List of Gas Agencies in District	61

<b>S. No.</b>	<b>Map</b>	<b>Page No.</b>
1	Map 1 : Location Map of Kabirdham	4

<b>S. No.</b>	<b>Graph</b>	<b>Page No.</b>
1	Graph 1. <b>Number of fire accidents in urban areas</b>	7
2	Graph 2. <b>Number of fire accidents in Rural Areas</b>	8
3	Graph 3. <b>Number of fire accidents in Industrial Areas</b>	9
4	Graph 4. <b>Number of Forest Fire Incidents</b>	10

<b>S. No.</b>	<b>Flow Chart</b>	<b>Page No.</b>
1	Flow Chart 1: Organizational design framework for fire fighting services	19
2	Flow Chart 2: Information flow mechanism at the time of fire accident	20
3	Flow Chart 3 : Incident response System(IRS)	25
4	Flow Chart 4: Preparation of Control Room	26
5	Flowchart 5: Early warning system from the proposed fire accident in the district.	36
6	Flow Chart 6: Various stages of the Administrative Response System	37
7	Flow Chart 7: Integrated mechanism for fire accident implementation	47

# **1.Introduction**

## **1. Background**

A fire accident is the result of natural or man-made causes; it causes severe disruption in the functioning of a society, causing widespread human, physical or environmental damage. The social and economic protection procedures available to cope with it are insufficient. An effective District Fire Safety Plan with strong communication, efficient databases, documentation and practice is critical to being active in the shortest possible time. It reduces the loss of life and property by properly utilizing the available resources by active participation of the government as well as the community at all levels. The goal of the Kabirdham district Fire Safety plan is to effectively deal with fire accidents occurring in district and to protect the public.

### **Classification of fire accident**

According to Genesis, Fire can be as in different types :

**A type of Fire** - This includes wood, clothes, paper etc.

**B type of Fire** - This includes liquids, like diesel, petrol, kerosene etc.

**C type of Fire** - This includes gases like LPG etc.

**D type of Fire** - This includes metals etc. This type of fire accident happens in big industries.

**E type of Fire** - This includes the accident of fire in electrical equipment.

### **1.1 District Fire Safety Plan**

According to the Disaster Management Act 2005 (DM Act), there will be a Fire Safety Plan for every district in the state. The District Disaster Management Authority (DDMA) nodal agency in each district will be responsible for the preparation, functioning, review and update of the fire safety plan in consultation with local authorities, as per national and state plans.

### **1.2 Need of the Plan**

In **Kabirdham** district there will be an industrial as well as urban area, in addition to large industries; there are industrial units in which fire-related accidents occur on the day. Keeping in mind the disaster of fire accidents in the district and to reduce its impact, it was considered to develop a plan that improves the response of

the district and reduce the risks of fire accident and implement the plan to enhance the capacity of the community.

### **1.3 Objectives of the Plan: -**

- i. To ensure the preparedness of the district by analyzing the impact of fire accident risk in district Pan.
- ii. To implement various aspects of disaster mitigation development plans of the area specific.
- iii. According to the records and past experiences in the district, to prepare a framework for future resolution.
- iv. Implementation of action by adopting standard working procedure in coordination with disaster management departments during fire accidents.

### **1.4 Scope of the Plan: -**

The emergency planning process is very important for any district in view of the impact of fire accident on the government, industry and community. The scope of this scheme will be broad which is as follows: -

- Geographical area sensitive to fire accident hazards in districts.
- Roles and responsibilities of various government departments, agencies, private sector, NGOs and citizens,

### **1.5 Stake holders and responsibilities: -**

**State Level** - The State Disaster Management Authority and State Fire Service is an important institution at the state level. It is capable of dealing with any type of fire accident. The main line departments of all state governments and the agency that conduct emergency aid work, receive support from the state emergency EOC at the time of disaster.

**District Level** - The District Disaster Management Authority, Home Guard and Civil Defense Department is an important organization for dealing with fire accidents at the district level and to keep the public community safe. The District Collector is the chairman of the authority who can direct various departments of the district level to deal with the disaster at the time of fire accident. The community and NGOs contribute significantly in the preparation, training, and implementation of the District Fire Safety Plan

## **1.6 District Profile**

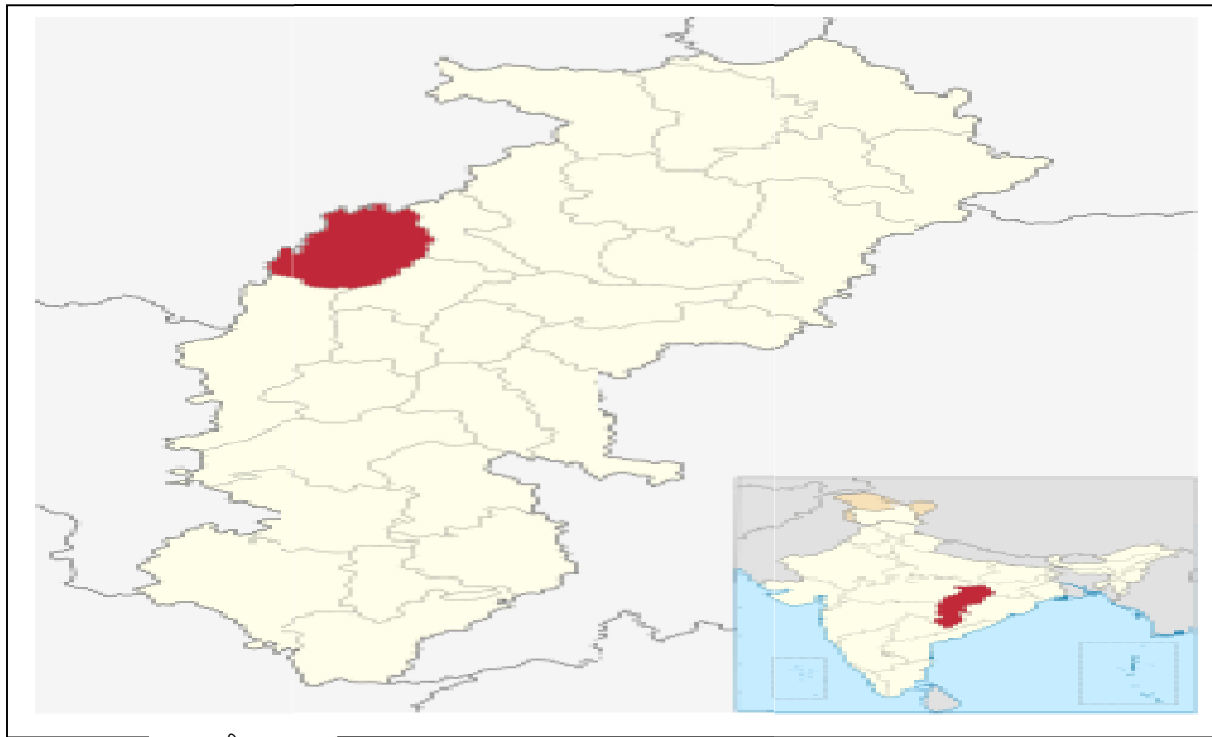
The geographical location of the district of **Kabirdham** is situated at a height of 353 meters from the sea level between 21.32 to 21.35 north latitude and 80.48 to 81.28 east longitude. In the Durg division, the border of Kabirdham district connects the Bemetara, Mungeli and Rajnandgaon districts. Total area of Kabirdham District is 4447.05 km<sup>2</sup>. District Kabirdham is a peaceful and attractive place located on the southern bank of river Sakari. Due to the advent of Kabir Sahib and the establishment of the seat of descendants of his disciple Dharmdas , it was named as Kabirdham. as Kabirdham

About 17 km from District Hq. Boramdeo is a very important place historically and archeologically. This place was the capital of Nagvanshi kings from 9th century to 14th century. After that this region came under possession of Haihayvanshi Kings who were related to state Ratanpur. The Archaeological remains of the temple and old fort constructed by these kings are still available.

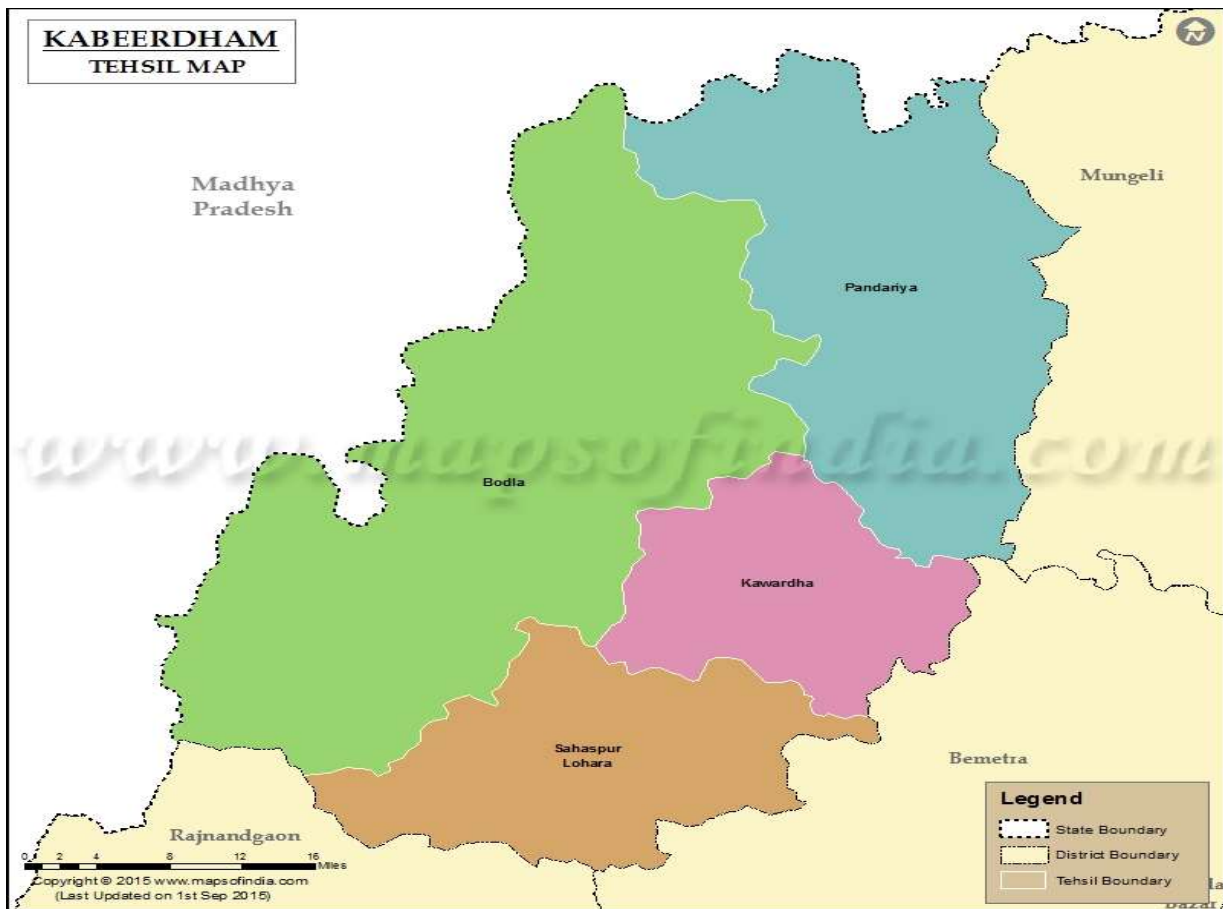
There are 04 tehsils and 04 Janpad panchayats in Kabirdham District, which are Kawardha, S. Lohara, Bodla, Pandariya and 05 Nagar Panchayat, which is Bodla, Pandariya, Sahaspur, Lohara, Pandatarai, Pipariya and 01 Municipalities is Kawardha. The district has 14 police stations, 03 chowki and 25 revenue inspector circle, 220 patwari circle and 02 Agricultural produce market. The number of cities is 06 in the district.



### Location Map:-



कबीरधाम



Map 1 : Location Map of Kabirdham

## 2. Assessment of Hazard, Capacity and Risk of Fire Accident in the District

Fire accident adversely affects human life, due to these accidents there is financial loss as well as mental damage which occurs, due to fire accident in the forest, the destruction arises everywhere and due to this accident variety of forests also appears, which takes several decades to come to the foreground. On the other hand, due to industrial fire accident, sometimes large scale loss of life and property takes place.

At present, due to the increasing urbanization, the number of fire accidents has increased continuously.

### Fire Accident

$$\text{Risk} = \frac{\text{Hazard (H)} \times \text{Vulnerability (V)} \times \text{Exposure (E)}}{\text{Capacity to Cope (C)}}$$

**Hazard** - Hazard is a situation where there is a possibility of loss of life, health, environment or property. This can be natural or man-made incidents, which can not be stopped. It causes heavy losses of life and property in the state and district.

**Vulnerability** - Due to the nature, construction and proximity to threatened areas or disaster prone areas, a community, structure, service or geographic area is likely to be damaged or interrupted by the effects of special danger.

**Risk** - Risks occur when there is an event of danger, the expected loss of any community. It may include loss of life, injury to individuals, loss of property and / or interruption in economic activities and livelihood.

**Capacity** - Using the skills and resources available to manage adverse conditions, risks or disasters is the ability to increase the eligibility of people, organization and systems. In order to cope with any situation, it is essential to develop awareness of the resources and resources of the resources, during normal times as well as during the disasters or adverse conditions.

**Exposure** - The existence and the number of people, property, infrastructure, housing, production capabilities, livelihood, systems and other elements located in hazardous areas are known as exposures.

## **2.1 Identification of possible fire accidents.**

To assess the vulnerability of fire accidents and its risks in the Kabirdham district, the district officials, public representatives, NGOs organized a meeting in the district on the District Fire Safety plan and the people affected by the fire accident. So that Capacity will be assessed to deal with this disaster.

### **Fire**

Fire accident is a dangerous disaster for the entire district, according to last five years data of fire incidents, there is an increase in the number of fire accidents in the urban and industrial area in the district. Such as:-

#### **2.1.1 Urban Fire**

#### **2.1.2 Rural Fire**

#### **2.1.3 Industrial Fires**

#### **2.1.4 Forest Fires**

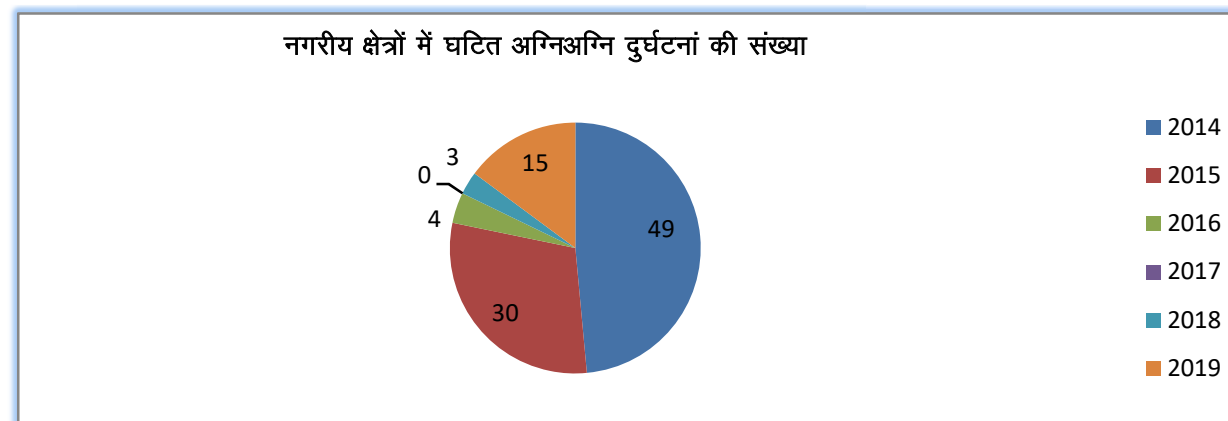
**2.1.1 Urban fire:** Fires in urban areas include uncontrolled fires in developed areas; such incidents affect the population in large scale urban areas and may also cause financial damage to society.

**Urban fires -**

Major urban areas of **Kabirdham** districts are Kawardha, S. Lohara, Bodla, Pandariya. The fire accidents that have occurred in the district have been studied on the basis of last five years.

Historical Data of Urban Fire Incident												
S.No.	Type of Fire Incident	Year of Occurrence	Name of District	Types of Place (Commercial, Residential, Public etc)	Reasons of Fire incident (Faulty electrical system, Flammable materials)	Number of Fire Incident	House Damaged		Affected People		Nearest Fire Station	How to control on Fire Incident
							Fully Damaged	Partially Damaged	Death	Injured		
1	Urban Fire Incident	2014	Kabirdham	Commercial Residential	Faulty electrical system, Flammable materials	49	34	-	-	-	Kawardha, S. Lohara, Bodla,	Sprinkling of water through a fire brigade vehicle
2		2015				30	21	-	-	-		
3		2016				4	3	-	-	-		
4		2017				-	-	-	-	-		
5		2018				3	-	-	-	-		

**Table 1 : Historical Data of Urban Fire Incidents**

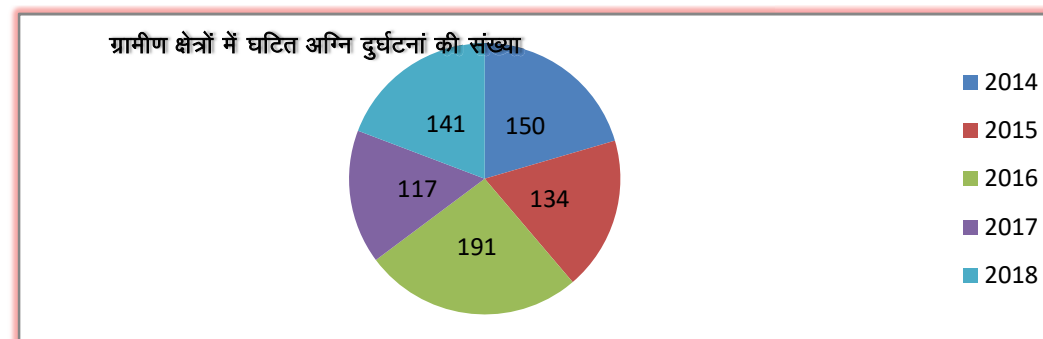


**Graph 1 : Number of fire accidents in urban areas**

2.1.2 Rural fires –

Historical Data of Rural Fire Incident												
S.No.	Type of Fire Incident	Year of Occurrence	Name of District	Types of Place (Commercial, Residential, Public etc)	Reasons of Fire incident (Faulty electrical system, Flammable materials)	Number of Fire Incident	House Damaged		Affected People		Nearest Fire Station	How to control on Fire Incident
							Fully Damaged	Partially Damaged	Death	Injured		
1	Rural Fire	2014	Kabirdham	Residential	Faulty electrical system, Flammable materials	150	10	131	6	0	Kawardha, S. Lohara, Bodla,	Sprinkling of water through a fire brigade vehicle
2		2015				134	31	91	9	0		
3		2016				191	44	134	16	0		
4		2017				117	7	102	8	0		
5		2018				141	29	102	10	0		

Table 2 : Historical Data of Rural Fire Incidents



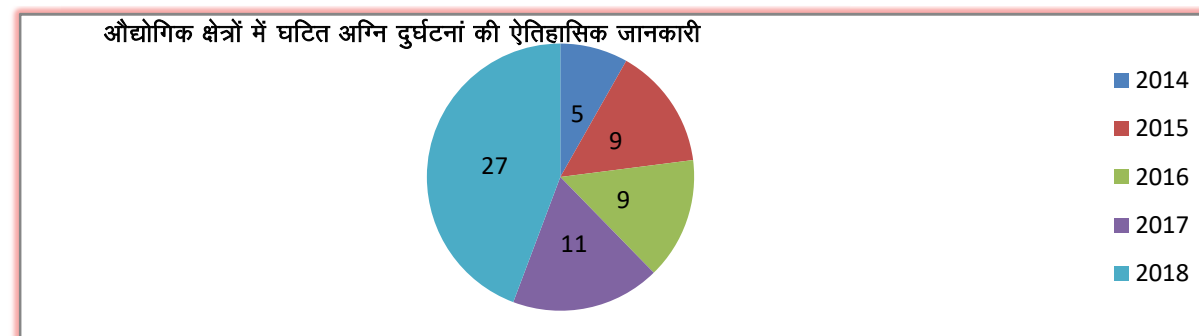
Graph 2 : Number of fire accidents in Rural Areas

### 2.1.3 Industrial fire

There has been an enormous increase in industrial activity in **Kabirdham** district in the last few years. There are lots of **Sugar & Gur** industries running in the district.

Historical Data of Industrial Fire Incident									
S.No.	Fire Incident	Year of Occurrence	District/Incident Place	Reasons of Fire incident (Faulty electrical system, Flammable materials)	Number of Fire Incident	Affected People		Nearest Fire Station	How to control on Fire Incident
						Death	Injured		
1	Industrial Fire Incident	2014			5	0	0	Kawardha, S. Lohara, Bodla,	fire Brigade
2		2015			9	0	0		
3		2016			9	0	0		
4		2017			11	0	0		
5		2018			27	0	0		

**Table 3 : Historical Data of Industrial Fire Incidents**

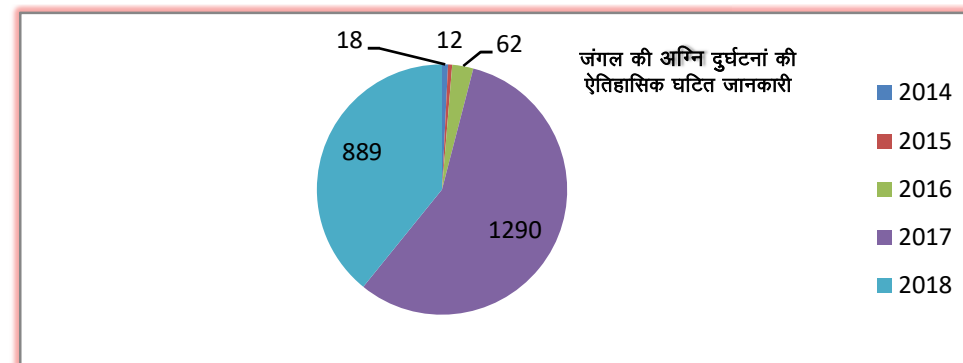


**Graph 3 : Number of fire accidents in Industrial Areas**

### 2.1.5 Forest Fire

Historical Data of Fire Fire Incidents											
S.No.	Type of Fire Incident	Year of Occurrence	Name of District	Time Period of Fire Incident (Month)	Reasons of Fire incident (Naturally/ Man made)	Affected Forest Areas in Hec.	Number of Fire Incident	Affected People		Nearest Fire Station	How to control on Fire Incident
								Death	Injured		
1	Forest fire	2014	Kabirdham	March To June	Naturally/ Man made	53.15	18	-	-	Kabirdham	Forest management committee members, villagers and staff to control the fire accidents
2		2015				28	12	-	-		
3		2016				266.002	62	-	-		
4		2017				1289.64	1290	-	-		
5		2018				794.707	889	-	-		

**Table 4 : Historical Data of Fire Fire Incidents**



**Graph4 - Number of Forest Fire Incidents**

## 2.2 Incident Months of Hazards

Fire Incident Month												
Risk	January	February	March	April	May	June	July	August	September	October	November	December
Industrial Disaster												
Forest Fire												
Urban Fire												
Rural Fire												
Legend	High Occurance				Moderate Occurance				Low Occurance			

**Table 5: Incedent Months of Hazards**



Tehsil wise Hazard Analysis Summary of Kabirdham						
S.No.	Tehsil Name	Urban fire	Rural Fire	Forest Fire	MAUnits	Overall Hazards
					(industrial Fire )	
1	Kawardha	High	Moderate	Moderate	Moderate	Moderate
2	S.Lohra	Moderate	Moderate	Moderate	Moderate	Moderate
3	Bodla	Moderate	Moderate	Low	Moderate	Moderate
4	Pandaria	Moderate	Moderate	Moderate	Moderate	Moderate

Table 6: Tehsil wise Hazard Analysis Summary of Kabirdham

### 2.3 Fire incidents in Kabirdham districts mainly occur at the following places: -

- **Fire incidents in the Farm or fields:** In the month of March to May, fire accidents in wheat fields occur in most districts of the state. The main cause of this fire accident is due to excessive drought of crops as well as fire accidents caused by inadvertent utensils by farmers or fall of the hightension electric wire lines passing through the field, causing widespread loss of crops. In addition, after harvesting the wheat crop, farmers in some areas of the state set fire to the Narwai, which if uncontrolled, reaches the farm-barns and causes extensive damage to crops as well as property. This fire is a class-1 fire which is extinguished by water and fire beating method.
- **Fire in commercial areas:** The above five categories of fire may occur in commercial areas and it is necessary to use fire fighting equipment to extinguish it. This type of fire is mainly in urban areas, in the hotel market area in very busy areas. If it is not controlled within the prescribed time, then this fire is likely to explode in other cylinders or other flammable materials, which is very destructive. Critical situation occurs.
- **Fire accidents in industrial areas:** There is potential fire accidents in industries located in industrial areas of the district.

- **Fire blast accident in highways transporting tanks:** Chemicals are transported by tankers on the national routes and state routes. These chemicals include petrol, diesel, LPG and other hazardous chemicals are also transported. Accidentally such tankers are prone to fire explosions.

## 2.4 Vulnerability analysis

### 2.4.1 Structural vulnerability

According to the district administration the following is the Details of potential fire risk in **Kabirdham**.

The Details of potential fire risk in the city			
Particulars		Numbers	
S.No.	Buildings	Residential	Non-Residential
1.	Upto 15 meters	<b>5</b>	<b>2</b>
	15 to upto 24 meters		
	25 to upto 50 meters		
	Above 50 meters		
2.	Industrial area / chemical zone	<b>1</b> (HarinChapra)	
3.	Cinema halls/ malls/ drama / theatres	3	
4.	Public gathering places	1	
5.	Hazards storage ( Cracker's etc)	<b>7</b>	
6.	Pilgrims area ( floating population )		
7.	Exhibition/ public function grounds where permission for erecting pendals for circus or any other religious / social functions are granted	2	
8.	Other Details		

**Table 7: The Details of potential fire risk in the city**

Classification of Buildings				
S.No.	Types of Buildings	No.	Remarks	
1.	Residential buildings	Lodging	17	
		Dormitories	5	
		Apartment houses (Flat)		
		Hotels	15	
		Hotels (Starred)		
2.	Educational buildings	Primary Schools	1119	
		Middle School	566	
		High School	101	
		Higher Secondary School	85	
		Govt/Private Colleges	11	
		Govt/Private Hostels	104	
		All other training institutes	7	
3.	Institutional buildings	Hospitals	16	
		PrisonandMental Institutions	1	
4.	Assembly Buildings	27		
5.	Commercial Building	2		
6.	Industrial Buildings	68		
7.	Gas Godown	12		
8.	Petrol Pump	12		
9.	Hazards Buildings ( Fire Crackers)			

Table 8: Classification of Buildings

### 2.4.2 Economic vulnerability

There are several economically weaker groups in **Kabirdham**. They have limited resources for daily basic needs. The structures in which they live are not safe enough to withstand most hazards. Thus they have limited resources which are highly prone to loss and damage in the event of any type of fire accident.

Kabirdham has important building which includes Industrial Sectors, business houses, corporate factories etc. With respect to the dangerous profile of the district, any significant damage to infrastructure can cause a major economic loss to the district.

### **2.4.3 Environmental vulnerability**

Kabirdham is one of the most industrialized districts. Due to industrialization, urbanization, fire accidents are increasing day by day due to which pollution, loss of biodiversity, severely affect local communities and wider ecosystems.

## **2.5 Capacity analysis**

Capacity includes all such resources human equipment infrastructure etc. which are involved in relief and rescue operations at the time of fire accident in the district that a comprehensive database of list of resources related to fire protection is required for organized response. Lack of proper and sufficient information causes delay in responding to the correct time.

Information on trained resources in Kabirdham such as trained human resources, fire protection equipment, search-rescue equipment etc. are available with the district wise backward and State Disaster Management Authority and State Emergency Services.

### **2.5.1 Human Resource**

Trained staff and officers of various line departments who also play an important role in the district, from search rescue to fire accidents. The list of contacts of various emergency contacts and various line departments is mentioned in ----.Contact list.

CGSDMA State Fire Services, Chhattisgarh Academy of Administration the state level training is conducted regularly. The main objective of the training program is to enable the district administration to deal with any type of industrial accident. Training is also provided at the district level under the Disaster Risk Management Program. These trainings include training on search and rescue, first responder, world management, training of architect and engineer for safe construction. It has created a large trained human resource at the district and state level.

## 2.5.2 Equipments

State Disaster Management Authority, State Disaster Management Force, State Disaster Response Force, Fire Fighting Service, District Administration provide fire prevention, search-rescue tools to deal with fire accident, the list of which is as follows

<b>Resources Inventory</b>			
Item Name	Quantity	Item Name	Quantity
<b>Communication</b>		<b>Health</b>	
GPS Handsets		No. of Ambulances	30
Mobile Phone GSM			
Mobile Phone CDMA		Private Ambulances	7
V-SAT			
<b>Transport</b>			
Bus	319	Police stations	15
Tractor	445	Police traffic Points	9
Heavy Truck	1232		
Truck	2302		
Metador	127		
Fire Control Van	1		
DCP Tender	1		
Hazmat Van			
Extension Ladder			
Clothing - Chemical Protective (A, B, C) Suit – NBC	2		
Basket Stretcher			
Pneumatic Rope Launcher	4		
Fire Tender	5		
Foam Tender	2		

**Table 9: Resources Inventory**

## 2.6 Water Resources

Availability of water resources is necessary to deal with fire accident in the district.

Fire and Emergency during Summer				
Details of Water Resources for Assistance				
Sr.No	District	Tehsil	Dam, River etc	Availability OF Water (March – June)
1	Kabirdham	Kawardha	Saroda Reservoir, Sakri River, Utthani Nala	(March – June) 12 month available
2		S.Lohra	Chhirapani Reservoir, Fok River	
3		Bodla	Beherakhar Reservoir, Banjar River (Kukurnala) Kranti reservior	
4		Pandaria	Sutipat reservoir, Silhati River, Karra Nala River	

**Table 10: Water resources**

### **3. Institutional arrangement**

Institutional arrangements for mitigation, rescue, and response to fire accidents play an important role, providing guidance to the administration and public in dealing with fire accidents. The institutional mechanism for dealing with fire accident at the district level, as included in the National Plan, is given below:

- District Disaster Management Authority
- District Fire Service and Home Guard
- Local Self-Government Authority
- District Emergency Operation Center

#### **3.1 District Disaster Management Authority**

The District Disaster Management Committee is a foremost planning committee under the District Disaster Management Authority. It plays a major role for preparedness and mitigation. The response at the district level is coordinated under the guidance of the District Collector, who works as the District Disaster Manager.

#### **3.2 District Fire Service and Home Guard**

To deal with fire accidents at the district level, the State Emergency and Fire Service has provided fire extinguishing service to the Home Guards at the district level and appointed the **District Commandant Home Guard** as the **District Fire Officer**.

#### **3.3 Disaster Management Committee and Fire Protection Service at Tehsil Level-**

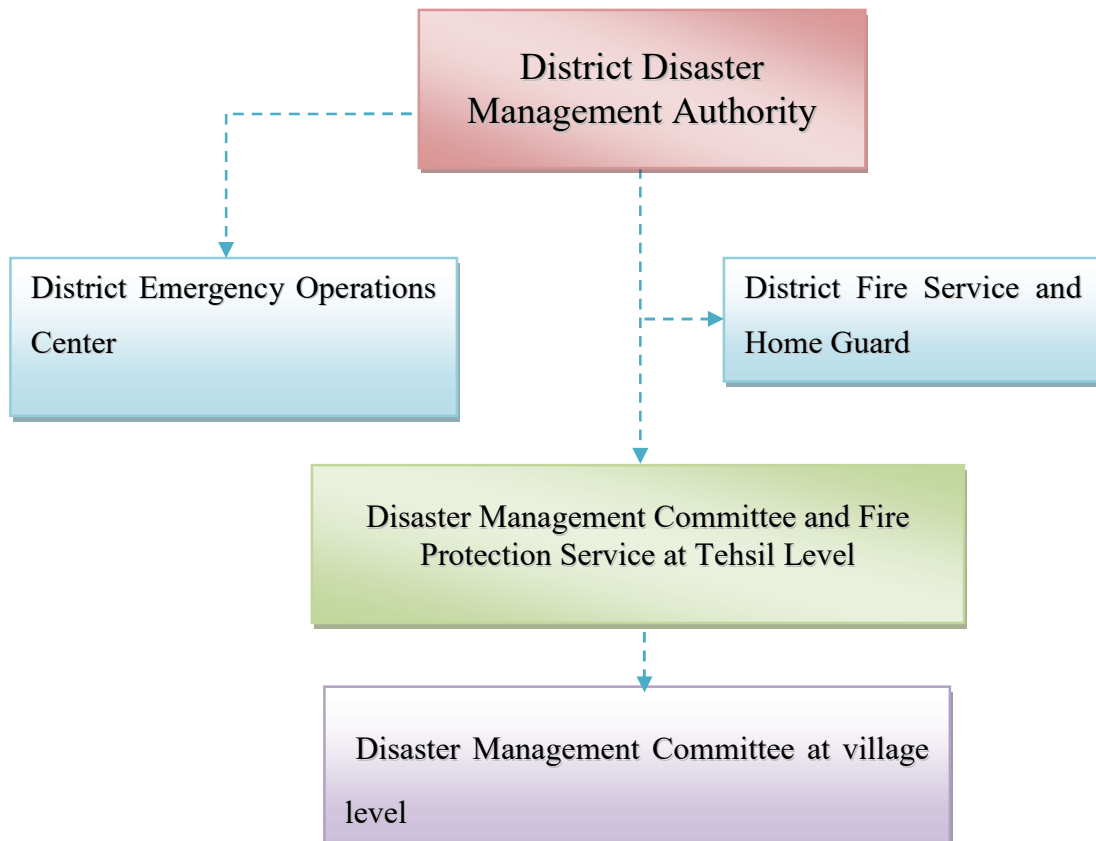
Disaster Management Committee has been constituted at tehsil level to deal with fire accident in tehsil and urban areas, emergency services available to urban bodies are also included.

### 3.4 Disaster Management Committee at village level

A disaster management committee has been constituted at village level to deal with fire accidents at the village level and to coordinate with the district emergency fire services, fire fighting resources will be provided at the village level to deal with fire accidents.

### 3.5 District Emergency Operations Center

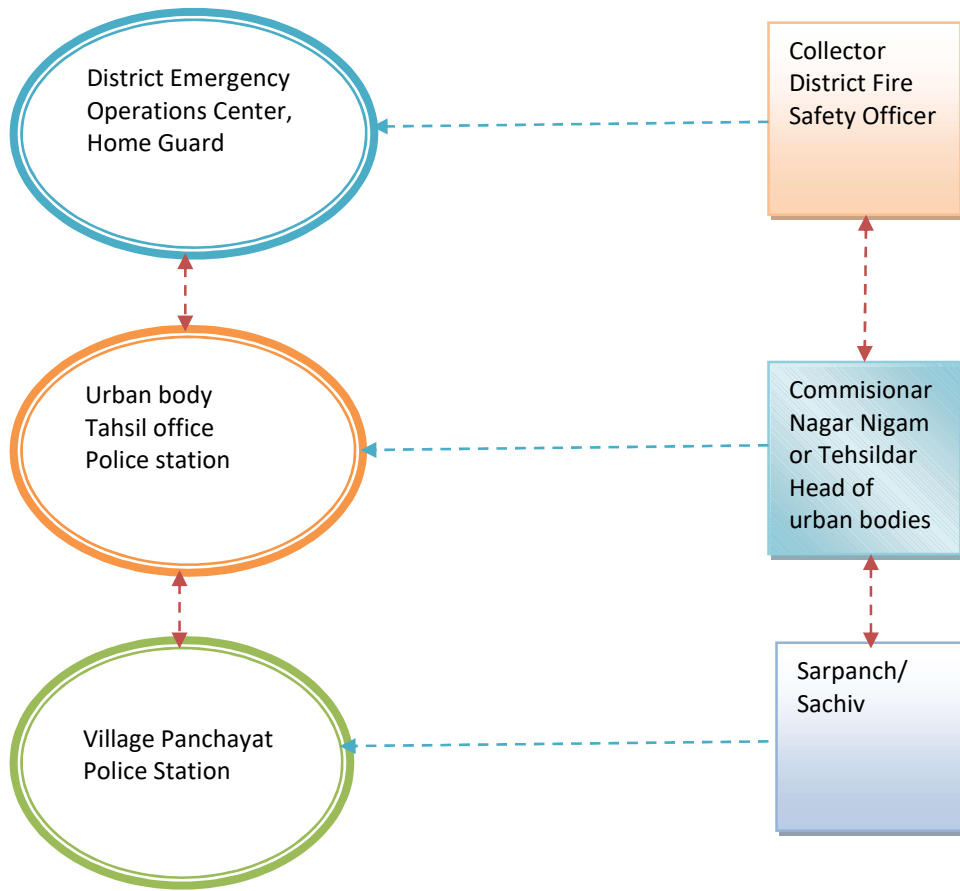
The DEOC is located in the District Collector's office. It is also the focal point for information gathering, processing and decision making to deal with a disaster. Most of the important decisions in this control room are taken in relation to disaster management based on the information collected and processed, it works throughout the year and orders the various departments to execute as per the guidelines during the fire accident. The incident commander takes charge in the district control room which directs emergency operations.



**Flow Chart 1: Organizational design framework for fire fighting services**



**Information flow mechanism at the time of fire accident**



**Flow Chart 2: Information flow mechanism at the time of fire accident**

### **3.5.1 Facilities / Arrangements - District Control Room / Center**

The District Control Center will have the following arrangements to deal with fire accidents and to establish coordination among various line departments -

- Telephone, satellite phone
- Copy of Disaster Management Plan and District Fire Safety Plan
- Wireless Set
- Conference room
- Walkie-Talkie
- Computer with internet facility
- Other Essential Materials

### **3.5.2 Alternative Control Room –**

An emergency control center has been set up at the district level to deal with any type of fire accident. But, along with the Emergency Control Center, an optional emergency control room is also set up in the District Fighter, Municipal Army, and Police Department.

#### **4. Prevention and mitigation measures**

Prevention and mitigation measures play an important role in reducing the risk of fire accident. Measures taken in infrastructure and services falls under structural measures, while measures taken in an informative and policy manner falls under non-structural measures. Structural mitigation measures are subject to physical weaknesses and non-structural mitigation measures are social weaknesses. Following are some of the features that can be accomplished by doing this: -

- Capacity Building
- Creating Sustainable Development Plan for short as well as long term
- Increase Preparation

##### **4.1 Structural and Non-Structural Prevention Measures based on Hazard**

###### **Structural prevention**

Structural prevention can also apply structural measures to a building to reduce or eliminate fire damage.

###### **Non-structural prevention**

Non-structural prevention involves the non-structural elements of a building being reassembled. Non-structural elements of a building are those that do not let the building collapse if ineffective. This includes construction of external and internal elements, electrical, mechanical and pipeline systems.

## 4.2 Hazard: Fire

### Structural Mitigation Measures for Fire

Structural mitigation measures	Implementation agency	Convergence with programme/scheme	Time frame
Installation of sprinklers, fire extinguisher, sand buckets	District fire department, PWD		Once
Installation of fire/ smoke alarms	District fire department, PWD		Once
Provision of proper and wide fire exit with direction signs	District fire department, PWD		Once
Use of fire-proof materials in construction	PWD		Once

**Table 11: Structural Mitigation Measures for Fire**

### Non-Structural Mitigation Measures for Fire -

Non-Structural Mitigation Measures	Implementation agency	Convergence with programme/ Plan	Time frame
Preparation of emergency plan	District fire department	District Fire Safety plan.	Yearly
Preparation of evacuation plans	District fire department	District Fire Safety plan.	Yearly
Fire safety trainings/education	District fire department, District education department.	Home Guard, Sarv Shiksha Abhiyan	Regularly

**Table 12: Non-Structural Mitigation Measures for Fire**

**Explosives Act 1884 and Rules 2008**

- Manufacture, Storage and Import of Hazardous Chemicals Act 1989
- Factories Act 1948
- Gas Cylinder Rules Act 2004
- Petroleum Act 1924
- Chemical Accidents (Emergency Planning, Preparedness and Response) Rules 1996
- Indian Boilers Act 1923
- Central Motors Vehicle Act 1989

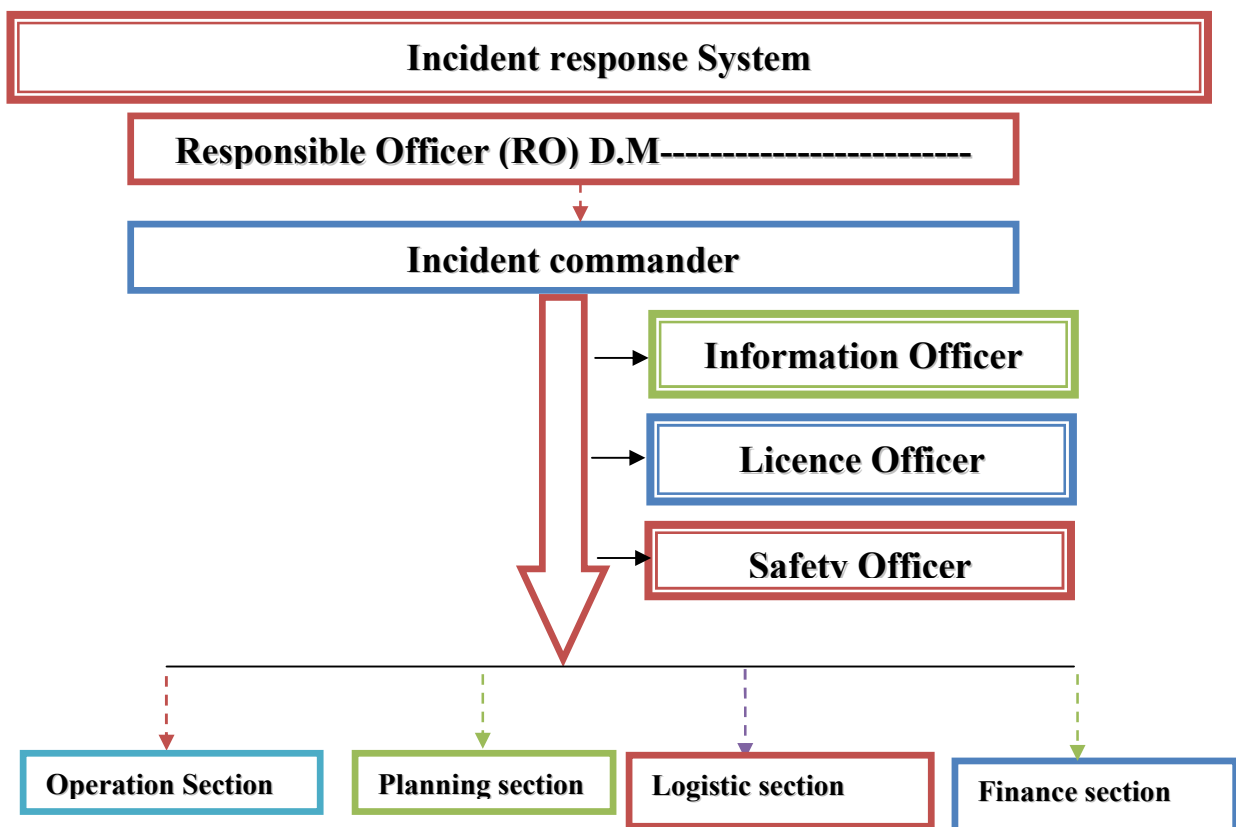
## 5. Preparedness and Measures

Fire safety management and fire emergency planning is applicable to all premises which are to any extent under the control of the company, organization, business name, as the employer, owner or principal practitioner. Its requirements extend to all individuals in those premises including employees, visitors and contractors who are permanently or temporarily engaged.

### 5.1 General Preparations and Measures

#### 5.1.1 Incident Response System (IRS)

The IRS organization works through the region's incident response team. The District Collector, the chairman of DDMA, is the highest official and accountable person in incident response management. The District Collector may entrust his work to another accountable officer as required. If the fire accident occurred in more than one place in the district, then the Collector of that district acts as the Incident commander. In response to incident response system, a work operations section, a planning section, a logistics section and a finance section play the role of quick work with the officers and employees in charge.



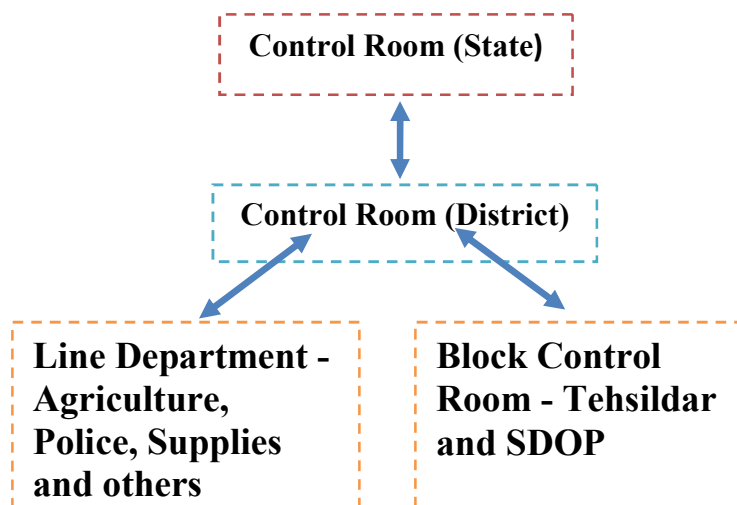
Flow Chart 3 : Incident response System(IRS)

## 5.2 Establishment of control room –

The control room monitors the dissemination of warnings, monitoring of relief and rescue operations, assessment of preparedness, standard operating procedure (SOP) preparedness. At present, the District Commandant, Municipal Corporation and The Revenue Department take cares of control rooms in coordination with other concerned departments.

### ➤ Preparation of control room

- ✓ Maintaining contact details of all public institutions, NGOs / private sector organizations for use during emergencies.
- ✓ Use of modern technology like GIS and RS in preparation of plans. Use of modern technology like.
- ✓ Monitoring of sensitive areas records, rescue and relief operations, making decisions and managing databases etc.
- ✓ Improving, renovating and maintaining a list of resources of the district control room system as per the situation in the district. Training of various activists and school education and ensuring effective public awareness in communities to ensure that schemes reach the lowest level.



Flow Chart 4: Preparation of Control Room

### **5.3 Co-ordination in terms of fire protection for pre-disaster situation**

Fire emergency planning for fire disaster management is based on past experiences as well as suggestions and information given by the district magistrate of the district. The strategy has been developed keeping in mind pre and post disaster experiences. The district consists of sub-divisional and senior level officers of the district who work as regional officers. They are responsible for rescue and relief operations, and monitor and evaluate the situation daily under District Magistrate.

<b>Preparation</b>	<b>An objective</b>	<b>Tasks started</b>
Coordinate with District level committee	To take precautionary measures in place of fire	District Emergency Operation Centre
Weak point mapping	Planning and implementing regular mapping of weak spots preventive measures and early warning	District Commandant and Team
Essential items	Oil, fuel Stocks reserves for fire protection	Arranged shelter during the period of emergency
Choose shelter	Arranged shelter during the period of emergency	Relief teams local people
Relief team	Delegation of personnel keeping a stock of medicines	CMO, Civil Surgeon
Conducting practices	Creating awareness	District Level Officer
	Training preparation	

**Table 13: DDMA in pre-disaster situation Coordination process**



**5.4 DDMA in the immediate pre-disaster situation. Co-ordination process (immediate procedure after early warning system)**

Preparation	An objective	Tasks started
Collection of information	From the control room	Line department
Information dissemination	All line department	Head of Power Line Department, Deputy District Magistrate, Public Relations. The department
Instant installation and functioning of control room rescue and evacuation	Logistics Supply Identification of Exhaust Shelters	The Civil Defense Unit, Police Department Armed Forces, Fire Officers, Fire Office, Red-Cross team is ready with rescue kit which gives them D.E.O.C. Is provided through
Ensuring the movement of relief material to the affected areas	Ensuring timely access to relief material to the affected people	
Ensuring the safety of life and belongings	Prevention of anti-social activities	DSO / SDM / RTO
Ensuring availability of health facilities	Relief work	DSP / Inspector / SI of affected block, NGO
Meeting of field level officials every 24 hours to review the situation	Better coordination	Chief Executive Engineer, P.H.E. CMHO
Collection of information by the main group of EOC and daily reporting of the concerned officials	Triangular relationship between Area, district and state control room	DM, DC at district level,
Estimated number of vehicles - light / medium / heavy	Ensuring smooth transportation for relief operations	SDM at sub divisional level

**Table 14: Coordination mechanism of DDM in the immediate pre-disaster ( After receiving the initial warning)**

### 5.5 Coordination Mechanism of DDMA (Relief Distribution System) during fire Disaster –

Preparation	Objective	Tasks started
Getting ready for action immediately after the disaster	All line departments and stakeholders to save the trapped and injured persons From fire accidents	All line departments and stakeholders
Control room 24 hours functional	To reduce the impact of disaster	District Control Room, All Line Departments, C.E.O.
Relief distribution as per provisions		SDM, CEO, NGO

Table 15: Coordination mechanism of DDMA during disaster (relief distribution system)

### 5.6 Coordination mechanism of DDMA in the event of fire disaster –

Preparation	An objective	Tasks started
Delivering relief as per the requirements	Providing relief and other essential goods	SDM, BDO, CEO, NGO
Damage assessment	Actual damage report to the government	All line departments, CO, Executive Engineer, Deputy Collector
Monitoring and evaluation of relief operations by external agencies	Maintaining continuity of relief administration	DM,SDM
Restoration of road and railway network	Timely and expeditious delivery of relief goods, deployment of rescue teams	Executive Engineers, Military and Paramilitary Forces, Police of the respective departments
Electronic communication system to restore	Ensure proper coordination relations	BSNL, Police traffic Signal Specialist
Written, audio, video of the entire event	For reporting purposes and institutional memory	SDM, CEO
Surveillance	To review relief operations and remove obstacles	DM, DC, SDM , District Commandant

Table 16: Coordination mechanism of DDMA in case of post-fire disaster

## **6. Capacity building and training measures**

### **6.1 Capacity Building**

According to DM Act (2005), capacity building includes –

- Identify existing and stored resources
- Organizing training for effective management to deal with disasters.

Capacity building or capacity building is an important part of fire disaster management. The primary objective of capacity building in disaster management is to reduce risk and thus makes communities safer. Capacity building refers to an increase in the abilities of an individual or group of people, which is made possible by specific measures to achieve certain goals. Effective capacity building at the district level requires active participation of all those who are associated with it. Therefore, it should include maintaining a comprehensive and innovative district disaster management resource list, awareness generation, education and systematic training. A person trained in relief and rescue operations done at the time of a disaster can react with more efficiency and efficiency than an untrained person.

The District Collector should ensure the following capacity building activities of the entire district, and various heads of departments should ensure capacity building of their respective departments. In addition, related equipment for disaster management activities should be procured by the nodal officer of major departments.

### **6.2 Institutional Fire Capacity Building -**

Institutional fire capacity building will be protected at a level-up system that will be designed to bring skills officers and professionals from many areas at the district level. The DDMA will utilize the capabilities and expertise of representatives from the following areas structured as a level of priority.

The Chhattisgarh Academy of Administration (CGAA) takes responsibility at the state level for conducting training programs on disaster management in all districts of Chhattisgarh. The training lasts for three to five days and district officers of various departments are involved as per the training specifications.

Apart from these, assistance of other district level institutions such as colleges, schools, ITIs, industrial training, institutes, NGOs, etc. will be taken for training so that these management programs can be made available to maximum people.

### **6.3 India Disaster Resource Network (IDRN)**

IDRN is a web-based information system for inventory management, efficient human resources and critical supply management for emergency response. The primary center is to enable decision makers to find answers on the availability of equipment and human resources necessary to deal with any emergency. This database will enable them to assess the level of readiness for specific vulnerabilities.

Each user of all the districts of the state has been given a unique username and password through which they can update data entry and data in IDRN for the resources available in their district.

### **6.4 Roles and responsibilities –**

<b>Department</b>	<b>Roles and responsibilities of department heads</b>
DDMA	<ul style="list-style-type: none"><li>• Set up a fire relief camp and ensure that the basic needs of the victims are met.</li><li>• A member of the district's incident response team trained in the operation and management of fire relief camps will be appointed to manage the relief camps.</li><li>• On receiving the warning signal, adequate rescue equipment should be sent to the affected area immediately.</li></ul>
Education	<ul style="list-style-type: none"><li>• Damage and need assessment training and formation of teams in the department.</li><li>• Arrangement of training in first aid and basic survival skills for teachers and students in the district.</li><li>• Education and awareness programs to be included in the curriculum.</li><li>• School Safety Capacity building at the institutional level should be promoted by carrying out various activities under the program (SSP).</li></ul>

CSEB	<ul style="list-style-type: none"><li>• Ensure timely procurement of fire-related electrical equipment, through appropriate channels of district administration, to maintain adequate preparedness conditions and for quick and efficient disaster response.</li></ul>
Fire services	<ul style="list-style-type: none"><li>• Ensuring fire safety training and training programs on disaster management from time to time for all district officers.</li><li>• Ensuring safety audit of various government and civil buildings to check whether they conform to fire safety norms.</li><li>• There should be regular mock-drills for fire fighting and evacuation procedures.</li></ul>
Civil defence and municipal	<ul style="list-style-type: none"><li>• Training for volunteers in search and rescue (SAR), first aid, traffic management, dead body management, evacuation, shelter and camp management, public care and crowd management.</li><li>• Make arrangements for procurement of search and rescue equipment through appropriate channels of district administration.</li></ul>
RTO	<ul style="list-style-type: none"><li>• Provision of training to drivers, conductors and employees in first aid and basic life saving techniques.</li><li>• To ensure adequate stock of first aid kits and maintenance of fire extinguishers in all vehicles and depots in the district.</li></ul>
Health	<ul style="list-style-type: none"><li>• Damage and need assessment training and formation of groups in the department.</li><li>• Training arrangements for Mobile Medical Groups, Psychological First Aid Groups, Psycho-Social Care Groups and Paramedics Quick Response Medical Groups (QRMTs).</li><li>• Arrange for timely procurement of portable equipment for field and hospital diagnostics etc. Ensuring the training of</li></ul>

	<p>members of the.</p> <ul style="list-style-type: none"><li>• Various activities related to capacity building and training measures By completing thus increasing capacity building at the institutional level.</li></ul>
Police	<ul style="list-style-type: none"><li>• Deployment of trained city soldiers under District Disaster Management.</li><li>• Conduct training for police personnel to deal with various situations for capacity building in the district.</li></ul>

**Table 17: Roles and responsibilities of Major departments**

## **6.5. Training and training provisions**

**Identify the need for any training and how it will be provided. It should include the following –**

- Employees identified as trained in the use of fire equipment.
- Identified as an employee trained in the use of fire panels.
- Employees trained for fire marshal duties Identified as.
- Staff were identified to register visitors at the assembly points.
- Employees identified as having specific duties for the type of evacuation.
- The method of ensuring everyone understands how to operate a fire alarm.
- The way to ensure all fire evacuation, there is sufficient instruction and training for.
- The way to ensure visitors contractors has sufficient information on procedures in the event of an emergency evacuation.

### **6.5.1 Training for safety team members-**

Enhancing capacity, training and skill development of disaster management committees is important. The DMT consists of a group of members, consisting of women and male volunteers. Training should be a regular procedure for fire safety risk reduction and mitigation planning. The DMT is assigned special tasks at the district level for search and rescue and first aid teams in the event of a disaster.

### **6.6 Community Based Disaster Management –**

The community is only the first to be responsible in any disaster along with being disaster-stricken. Any calamity can be prevented with community capacity. Therefore the community should be closely associated with prevention mitigation, preparedness, training capacity building, response, relief, recovery i.e. short term and long term, rehabilitation and reconstruction.

## 7. Fire Safety Relief Measures and Response

Fire service setup in any district is mainly based on population, response time and risk hazard analysis. In the absence of risk hazard analysis, it would be inappropriate to decide on the equipment required at a fire station. Special equipment related to fire services should be based on correct assessment of potential damage. However, there is a fixed set of equipment, which every fire station must essentially have. The plan also needs to be continuously reviewed on the basis of increasing threats and thus it needs to be made dynamic.

### 7.1 Relief and Phase of Reaction –

Pre-requisite Preparation before fire accident	Essential Preparation and Warning System
During fire accident	First Response - Relief
Fire accident	Relief

Table 18: Relief and Response Stages

#### 7.1.1 Pre-Fire Accident

- Names and contact details of Fire Security officers
- Fire protection Mockdrill
- High alert of first response unit
- One-stop centre for availability of fire fighting equipment, renovation and repair work
- Repair of communication system
- Collection of essential materials like adequate water, medicine, etc.
- Identifying risky sites, areas such as car-motorcycle parkings





**Flowchart 5: Early warning system from the proposed fire accident in the district.**

### **7.1.2 Relief and response during fire accident.**

1. Immediate assistance from Fire Service and Fire Station
2. Action of First Response Unit
3. Search and Rescue Team Action
4. Activation of State Government and District Administration
5. Acquisition of cranes, bulldozers and other resources as required
6. Transport arrangements for transporting victims to shelters and hospitals
7. Maintaining peace
8. Supply of relief supplies
9. Damage assessment after fire accident
10. Immediate relief for fire accident victims.

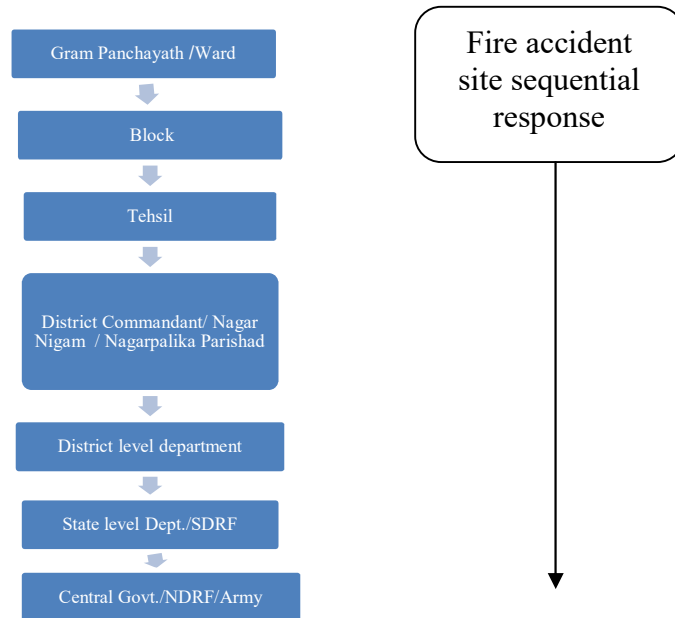
### **7.1.3 Implementation of the second phase of relief and response in the context of the district.**

#### **➤ First community response**

There are some mass Communities which act as the first responder during a reactive event. It is necessary to train the communities residing at and around the various vulnerable places in the district to act as first responders during fire accidents. For this their training and capacity building is necessary.

➤ **Activeness of State Government / District Administration –**

After the community, the responsibility of giving first response is to the Gram Panchayat, Block, Tehsil and Municipality / Council. If needed, cooperation from the state and the center can also be taken. The various stages of the administrative response system are proposed as follows -



**Flow Chart 6: Various stages of the Administrative Response System**

L – 0	This is the normal level of fire accident that involves pre-preparation.
L – 1	This will be the level of fire accident that can be managed at the district level itself.
L – 2	This will be the level of fire accident that is managed in collaboration with the state level. It will be able to go.
L - 3	This will be the level of fire accident which will require the central government and national and international cooperation.

**Table 19: Various stages of IRTF**

#### **7.1.4 Relief and response status after Fire accident –**

After the fire accident in the district, the following stages of relief and response will be -

- Detailed loss assessment - Under this, detailed of the damage caused by fire accident by the district administration through Secretary, Patwari, Kotwar, and Sarpanch at the local level. An assessment will be done. Through this, financial need can be estimated for rehabilitation of affected people and restoration of infrastructure. The disaster management department will also keep a record of the losses due to the disaster, as well as the reasons for the shortcomings in the disaster management, etc. So that future experiences can be taken advantage of.
- Rehabilitation of the affected people
- The biggest problem is rehabilitation after fire accident:
- Providing appropriate financial assistance by the state government.
- Implementing standard in respect of fire accident safety by the State Government.

## **8. Reconstruction and Rehabilitation Measures**

### **8.1 Reconstruction and Rehabilitation**

People need rehabilitation after a fire accident. Rehabilitation is the process of returning people from a fire accident situation back to normal life, in which mental and emotional strength is also provided to those who suffer and suffer from a fire accident.

Rehabilitation and reconstruction will be required in the following areas -

- In buildings and homes affected by fire accidents,
- Economic assets (including commercial and agricultural activities etc.),
- Health care facilities.

Loss of fire, animal damage, house damage, crop damage, etc. is natural due to fire accident. Hence reconstruction and repair work is required after fire accident.

### **8.2 Recovery Activities**

#### **8.2.1 Short-term recovery**

The short-term recovery phase begins immediately during the fire accident. Its main purpose is to reestablish necessary structural and non-structural features.

Short-term recovery includes:

- Fire Fighting Equipment
- Communication Network
- Rehabilitation
- Supply of Drinking Water
- Health Care Facility
- Foods and Clothing
- Shelter and Housing
-

### **8.2.2 Long-term recovery**

Long-term recovery includes socio-economic redevelopment and re-establishment of fire accident affected areas. The following efforts will be made in any future fire accident case:

- Long term reconstruction of public infrastructure and social services damaged by fire accident.
- Fire fighting training and excellence
- Availability of modern fire fighting equipment
- Parks, Cinema Posters and advertisements for prevention of fire accident in places like house, house etc.

### **8.2.3 Reorganization**

In this way, after assessing the loss by the District Collector, necessary and appropriate guidelines will be provided to the departments in charge and responsible persons. Separate departments should work as nodal departments for restoration and restructuring work.

<b>Work / Restoration</b>	<b>Nodal Dept</b>
1. Rescue	Municipal Army / Municipality / Municipal Corporation
2. Medicine	Medical Department
3. Education	Education Department
4. Telecommunications	District Telecom Department
5. Drinking Water	District Health Engineering Department
6. Debris removal	Municipality / Council / Corporation

**Table 20 - Restoration and reorganization works with nodal department officer**

Necessary services are included in restructuring or rehabilitation. The services covered under this can be divided into two parts –

**Basic services** - Basic services include water supply, medical etc. These services should be arranged at the earliest. This work is possible with the help of concerned departments and special agencies and NGOs. Measures to ensure water supply in the districts, water supply from tankers, construction of temporary tanks, etc. will be implemented. After the disaster, the assistance of the City Council and private agencies will be taken for JCB and tractor removal etc. for the debris.

**Essential services** - These services are called lifelines - like medical, communication, transportation etc. Replacement of these services is essential, as relief and response depend on these facilities. Generally, the social system depends on how soon the basic essential services are restored, because of its failure, chaos, riots, migration take place.

## **9. Financial Resources for Fire Accident Planning**

### **9.1 Availability of financial resources by the Center and the State -**

The policy and funding process are clearly included in the projects to help the victims of fire accident. The Finance Commission appointed by the Government of India conducts a revision every 5 years. On the basis of the recommendations of the Finance Commission, a Claims Relief Fund has been set up in every state, the size of the Claims Fund is determined by the Finance Commission with 75 per cent contribution from the Central Government and 25 per cent from the State Government.

According to the recommendations of the 13th Finance Commission and the National Disaster Management Act (2005), the Claims Relief Fund has been renamed State Disaster Response Fund (SDRF) and National Disaster Mitigation Fund (NDRF) in the year 2010-11, and the State Disaster Mitigation Fund (SDMF) Has also been arranged. The main agency to assess the damage is the district administration and employees of various departments like Revenue, Home, Medical, Animal Husbandry, Forest, Water Supply, Public Works, Health, Women and Child Welfare etc. are also involved in this work.

### **9.2 Fund for Capacity Addition –**

To augment the capacity of the administrative machinery in disaster management, the Central Government has made a provision of giving 4 crores annually for 5 years (from financial years 2010-11 to 2014-15) through the programs mentioned in Chapter 6 and radio, print, electronic media. Public awareness will be spent on training and production and dissemination of IEC material.

### **9.3 Other Funding Arrangements by the State -**

Apart from the above provisions, the State has also set up a fund named Chhattisgarh Relief Fund, for which there is an initial provision of Rs 6 crores,

and in the coming years it will have 25 Lakhs of rupees will be poured annually, this fund will be used for rescue and relief work of the victims of accidents.

#### **9.4 External Funding Arrangements -**

So far there is a provision to raise funds only for some projects from outside agencies like UN agencies.

#### **9.5 Financial Provisions**

To provide assistance to those affected by natural disasters, budget funds are made available from the Central and State Government. The funds are provided by the Center for disaster relief in the following two items.

#### **9.6 Disaster Relief Fund -**

Assistance under the Disaster Relief Fund is provided by the Central Government to the States to provide assistance during notified natural calamities under the recommendations of the Finance Commission from 21.12.2010. In which 75% of the center is contributed by the state and 25% of the state, the center has issued detailed guidelines for the use of disaster relief fund.

#### **9.7 National Disaster Contingency Fund -**

In case of emergency fund for state the Center provides funds from the National Disaster Contingency Fund. For this, a detailed advertisement is sent by the state to the Central Government, on which the situation is assessed by a central party. The amount is sanctioned by the Central Government from the National Disaster Contingency Fund based on the report of the Central Team.

#### **9.8 State Disaster Response Fund -**

State Disaster Response Fund has been created in the state in compliance with the recommendation of the 13th Finance Commission and the Disaster Management Act. The Center will have 75% of the State Disaster Response



Fund and 25% of the State's contribution. This fund will be used only for immediate assistance etc. as per the set criteria at the time of disasters.

### **9.9 Other Provisions of Finance -**

Finance for prevention, preparation, rehabilitation and reconstruction for disaster management in the state will have to be arranged under the departmental scheme from the plan head. For disaster preparedness, the state government will ensure to make provision for disaster management in the departmental budget every year.

Apart from this, financial tools like risk insurance will also be promoted under disaster management and schemes like Crop Insurance Scheme, Self Help Group will be developed. It will be the responsibility of the unit concerned to prevent disasters in industrial and commercial units and the damage caused by disasters.

#### **9.9.1 Financial Resources of Districts –**

Although extensive financial support is required at the time of disaster, this is usually not possible at the district level. Nevertheless, its arrangement is necessary at the district level for immediate assistance. For this, two types of relief fund will be created at the district level.

## **10. Inspection, evaluation and updation of fire protection scheme.**

### **10.1 Evaluation of the plan**

Evaluating the effectiveness of the fire safety plan including a combination of training programs, exercises, post-fire questionnaire questionnaire, etc. will result in timely effective response to the goals, objectives, decisions, actions mentioned in the plan.

- Municipal Army, NDRF, SDRF and other agencies regularly integrated into planning and practice Security should be.
- Regularly reviewing the implementation of the plan.
- To check the efficacy of the plan after any major fire accident in the district and amend the plan accordingly.
- Indian Disaster Resource Network (IDRN) from the plan Pairing and updating from time to time.
- Updation of responsible personnel and their role half-yearly / yearly or whenever change occurs. Regularly updating the name and contact details of the resources in-charge or nodal officers.
- The plan should be disseminated to all stakeholder departments, agencies and organizations so that they know their roles and responsibilities and formulate their plan.
- To test the efficacy of the plan and the level of preparation of various departments and other stakeholders Regular exercises should be conducted for investigation. This will ensure that all parties clearly understand their roles and responsibilities and understand the size of the population and the needs of vulnerable groups.

### **10.2 Responsibility for maintaining and reviewing, monitoring and updating the plan**

The implementation of fire protection scheme depends on the level of the system mentioned in the scheme at the ground level. There will be various

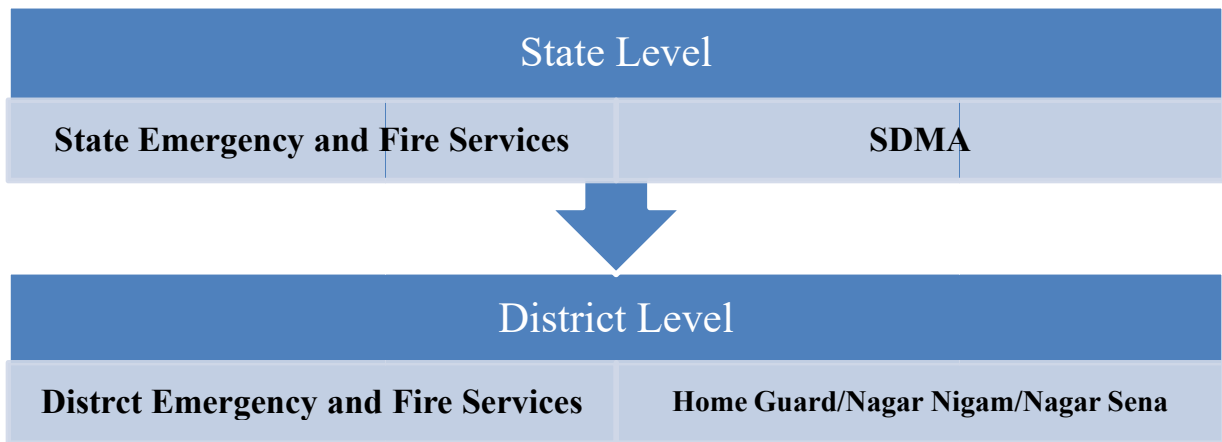
levels in inspection and updation of the scheme. Which will be presided over by the District Collector .This authority will include Disaster Management Authority Incharge , Chief Executive Officer, District Panchayat, Superintendent of Police, District Commanded, Municipal Army, Municipal Corporation Commissioner, Municipal President, Chief Medical and Health Officer, Executive Engineer Water Resources Department, subject matter experts. It will be an 8-10 member party and the District Collector will have the right to determine the number in it.

### **10.3 Media Management**

In case of fire accident, media reporters assess the external situation but they also create a situation of runoff. Therefore arrangements are made by the district to control the situation. In the event of a disaster, only the PR office in the district level will communicate with the media and provide summarized data, no other parallel agency or ESF or voluntary agency involved in disaster management will give any type of press briefing.

## 11. Co-ordination and coordinated mechanism for implementation

Necessary efforts will be made for better coordination between all departments and agencies at the time of fire accident in the district. The district will keep a synergy at the center and state level in the past which is important. For coordinated implementation of the scheme, the system from center to local level is as follows.



**Flow Chart 7: Integrated mechanism for fire accident implementation**

### 11.1 Coordination with neighboring districts

Every district is not resourceful and efficient in the context of a fire accident. External assistance may also be required at every moment during a fire accident. **Kabirdham** district is in an uneven situation. For this, a list of resources available in adjacent districts and tehsils in such inaccessible areas will be kept at the district headquarters. So that help can be sought if necessary. Here is a list of such districts and states which are nearby and help can be sought immediately in times of disaster.

Area	Nearest State, District, Tehsil
Kabirdham	West-South - Rajnandgaon
	North-East – Madhyapradesh State
	East – Mungeli
	South-East - Bemetara

**Table 21 - Tehsil Adjacent to nearby districts and state from where assistance can be obtained**

## **12. Standard Operating Procedures and Checklists**

### **12.1 Standard Operating Procedures –**

A fire accident is a major disaster according to risk analysis. Districts are prone to other common disasters like fire accident, forest fire etc. Since a large number of people congregate at the Mela (Mandai) in the district, there is a possibility of chaos which may result in stampede, fire accidents during the festival. These standard operating procedures are proposed to deal with such fire accidents so as to reduce fire accident risk and increase safety.

- Exit the stairs in case of fire in the building, do not use the lift. For help, contact the Fire Fighting Rescue Department Kaman Police Circle No. (112) by telephone. Call a fire prevention rescue department during a fire accident and clean the building / apartment complex with the nearest available exit. If your clothes are on fire, do not panic, run, stop and roll.
- Cover your nose and mouth with a wet clean cloth  
Cover your nose and mouth with a wet clean cloth to avoid smoke and suffocation. Never try to climb on the side of a tall building and don't jump because it can mean death.
- Don't run  
During a fire, toxic gases such as carbon monoxide (CO) are in the smoke. When you run into a room full of smoke, you inhale the smoke rapidly. CO dulls the senses and prevents clear thinking, covering your nose and mouth with a wet clean cloth to avoid it.

### **12.2 Precautionary measures and checklist for fire accidents –**

To increase the level of security in hospitals, colleges, government offices, commercial buildings, etc., the installation of smoke alarms or automatic fire detection / alarm systems will be proposed as an early fire

warning to the residents. It is proposed to prevent fire accidents and to manage emergencies and take precautions during activities.

- Emergency evacuation plans for all residential buildings or important plans will be prepared in accordance with fire and safety rules.
- Regular mockdrill exercises will be conducted to create awareness on the processes to be carried out at the time of extraction.
- Especially it would be advisable to keep fire extinguishers, medical kits and masks.
- Keep Listening to radio and messages broadcast by various media keep updated with the latest information. Follow the official instructions given by the radio or loudspeaker in terms of fire accidents.
- Keep a family emergency kit ready in hand. In various kinds of emergency situations, it is better to be prepared, to get information so that it can be organized, and to carry out rescue operations very quickly.
- Stay away from doors, windows, and electrical conductors during storm, unplug electrical appliances and televisions. Do not use any electrical equipment.
- In extreme conditions, the Army and air force conduct rescue operations. They clean the streets, send medical teams and help people move to safer places. The Air Force releases food, water and clothes to the affected areas. Organizations like the United Nations help provide assistance during large-scale disasters.

### 12.3 Checklist for Various Line Departments (SOP)

#### Department-wise Ready Checklist

Department	Checklist
<b>D.D.M.A</b>	<ul style="list-style-type: none"> <li>• Updating databases for distribution and diversity in regular monitoring and fire relief in all tehsils.</li> <li>• Preparation of Fire Control Rooms and ensuring proper mechanism for early warning at village level through Tehsildar, Sarpanch, Patwari etc.</li> <li>• Ensure proper functioning of DEOC with fully functional resources and availability of fire safety equipment.</li> <li>• Prepare important and survival infrastructure databases, safe spaces for evacuation and updated list of fire relief camps in the district annually.</li> </ul>
<b>Education</b>	<ul style="list-style-type: none"> <li>• Organize awareness building programmes in schools and colleges for students, teachers, administrative staff and other assistants. Focus these programs on different hazards in fire emergencies and what to do and what not to do for safe evacuation.</li> <li>• Preparation of fire disaster management and first aid kits in every school and college.</li> <li>• Identification of schools and colleges functioning as relief shelters in case of fire emergencies.</li> </ul>
<b>C.S.E.B</b>	<ul style="list-style-type: none"> <li>• Create a database of important infrastructure in the district and prepare them to provide uninterrupted power supply.</li> <li>• For continuous power supply in the affected areas and for immediate replacement, provision Should be there for power supply system.</li> </ul>

	<ul style="list-style-type: none"><li>• Providing electrical connections and systems on short notice in the affected areas for the purpose of fire exhaust and lighting.</li><li>• Ensure availability of adequate stock of critical equipment like transformers, poles, conductors, cables, insulators etc.</li></ul>
<b>Fire services</b>	<ul style="list-style-type: none"><li>• Ensure the functionality and availability of fire fighting equipment and respiratory equipment.</li><li>• Ensure availability of clear and proper sketched maps and marked evacuation routes with signs in all important buildings like schools, hospitals, apartments, recreational areas, malls, cinemas, regular evacuation exercises as per evacuation plans etc. Arrange for the DOC accordingly</li><li>• Create a database of existing fire extinguishing services and facilities provided with private agencies and fire stations.</li></ul>
<b>Forest Dept.</b>	<ul style="list-style-type: none"><li>• Ensure proper functioning of fire safety equipment and vehicles.</li></ul> <p>Observe criminal incidents in restricted forest areas. Prepare an evacuation plan for animals in relation to forest fires.</p> <ul style="list-style-type: none"><li>• Prepare teams to catch wild animals so as to prevent them from entering living areas, relief camps, etc.</li></ul>
<b>R.T.O</b>	<ul style="list-style-type: none"><li>• Ensure proper functioning of vehicles and equipment including fire extinguishers, first aid kits etc.</li><li>• Prepare a mechanical team for quick repair of equipment and vehicles, check the availability of trained drivers and conductors for first aid and basic life saving techniques.</li><li>• Identify vehicles for fire rescue operations and prepare for quick deployment of vehicles for various purposes like large scale evacuation, transport of response teams, relief items,</li></ul>



	<p>victims etc.</p> <ul style="list-style-type: none"><li>• Create a database of private fire extinguisher vehicles available with schools, colleges and other private agencies, so that it can be used for the purpose of evacuation, if necessary.</li></ul>
<b>Health dept.</b>	<ul style="list-style-type: none"><li>• Prepare a team of paramedics to keep trained medical teams at fire emergency sites and the materials needed for health care ready.</li><li>• Ensure availability of portable supplies including adequate space for storage of medicines, availability of stock of medicines, survival equipment and portable oxygen cylinders, portable X-ray machines, portable ultrasound machines, triage tags, etc.</li><li>• Create a database of doctors registered with Indian Medical Association (IMA), private hospitals and nursing homes that are available with services and facilities and update it annually.</li><li>• Government, private agencies and District Rotary/District Rotary Create a database of ambulance services available from the Lions Club, if any.</li><li>• Prepare for quick temporary hospitals, mobile surgical units, etc. near the fire disaster affected area.</li></ul>
<b>Nagarpalika</b>	<ul style="list-style-type: none"><li>• Prepare sanitary operations in view of the post-fire conditions in the area.</li><li>• Prepare a fire plan for disposal of waste in proper solid waste management fire camps, food centres and affected areas.</li><li>• Check the availability of ambulances and other necessary equipment.</li></ul>

	<ul style="list-style-type: none"><li>• During fire emergency, plan to provide building / guest house at various places for control room, medical or shelter.</li></ul>
<b>Police</b>	<ul style="list-style-type: none"><li>• To develop a mechanism for early warning of various threats by police stations and police.</li><li>• Check the availability of guards at tourist places, annual exhibition and Kumbh Mela where there is a possibility of stampede by fire.</li><li>• Establishment of temporary wireless system between district and tehsils in case of any damage to existing wireless system in the department. Train the communications branch of the police to set up a control room at the site required on short notice.</li><li>• Prepare contingency fire plans for emergencies, other law and order.</li><li>• Prepare the deployment plan of Home Guard and other volunteers to protect the property of the affected community.</li><li>• Train police personnel and employees of PCR vans in first aid and basic life saving techniques.</li><li>• Be ensure to provide protection to avoid theft and false claims of dead bodies by fire.</li><li>• Manage rescue and safety in fire emergency / affected areas, hospitals, medical centers, and feeding centers.</li><li>• Keep handy telephone numbers and databases of the reserved battalions of police, BDS and dog squad in the police control room.</li><li>• Create a team trained in search and rescue, first aid, firefighting etc.</li></ul>
<b>Public relation</b>	<ul style="list-style-type: none"><li>• Ensuring delivery of information, education and communication (IEC) content for community awareness.</li></ul>

	<ul style="list-style-type: none"> <li>● Design a proper public relations system to ensure rumor control.</li> <li>● To manage media to release information to the public from time to time, keep a database of emergency liaison department / personnel ready.</li> <li>● Keep a database of what should and should not be done at the time of all possible fire hazards in the district.</li> <li>● Disseminate information through books, magazines, radio, television, film shows, newspapers, documentary films, meetings etc.</li> </ul>
<b>P.W.D</b>	<ul style="list-style-type: none"> <li>● Create a data base of availability and functioning of heavy fire equipment such as cranes, JCBs.</li> <li>● Ensure debris clearance, repair of damaged roads, repair of bridges, culverts and flyovers</li> <li>● Prepare schemes like construction of new temporary roads, temporary facilities like doctors on short notice, temporary shelter etc. to divert traffic from the affected area.</li> <li>● Immediate installation of helipad near the affected site for V.V.I.P. Ensure restoration of damaged government buildings during the disaster.</li> </ul>

**Table 22: Checklist for Different Line Departments (SOP)**

## **12.4 Emergency Response Resources -**

### a. Expert resources

- Fire rescue team
- Fire fighting equipment

### b. Manpower

### c. Medical Assistance

- Ambulance (with emergency medicines)
- Doctor
- Nurse

d. Law and Order Agencies

- Police / Municipal Army
- SDRF / NDRF
- Army / Air Force (if required)

e. Other requirements

- water storage tank
- Temporary shelter with sanitation facilities
- Temporary common kitchen or food packets.

**12.5 Assistance from Central / State Government –**

<b>S.No</b>	<b>Work</b>	<b>Dept.</b>	<b>Standard relief level and rehabilitation</b>
1	Evacuation (Residential and Commercial Buildings)	Police, Nagarparishad	<ul style="list-style-type: none"> <li>• Immediate evacuation of hazardous buildings.</li> <li>• Transportation of persons and essential commodities to safer places.</li> <li>• Provision of temporary safe accommodation for displaced people.</li> </ul>
2	Search and rescue	Police,NGOs,Scout ,NSS,NCC, SDRF, Home guard	<ul style="list-style-type: none"> <li>• To save and evacuate those in distress.</li> <li>• Save endangered animals.</li> <li>• Search for missing persons.</li> </ul>
3	Security cordon of the affected area	Police, Homeguard, SDRF	<ul style="list-style-type: none"> <li>• Security cordon at the affected site to avoid untoward incident so that crowds can be kept away from the disaster site.</li> </ul>
4	Traffic Control	Police, Traffic police ,NGOs	<ul style="list-style-type: none"> <li>• Not to let vehicles come around the affected site.</li> <li>• engaged in relief work.</li> <li>• Arrangements for speedy transportation of vehicles. Arrangement of vehicles as and when required.</li> </ul>
5	Law and order	Police, Homeguard ,SDRF	<ul style="list-style-type: none"> <li>• A system to prevent stampede etc. in the time of disaster.</li> <li>• Stop rumors. Stop rioting and looting.</li> <li>• Protection of life and property to the affected.</li> </ul>
6	Salvage of dead bodies	Health Dept., Police, Nagar parishad	<ul style="list-style-type: none"> <li>• Immediate displacement of dead bodies to avoid epidemics and pollution.</li> <li>• Arrangement of post mortem of dead bodies in case of chemical or biological or epidemic.</li> <li>• To inform the dead people in relation to their relatives.</li> </ul>
7	Debris disposal	Police, Nagarparishad Administration, SDRF	<ul style="list-style-type: none"> <li>• Removal of debris for reinstatement of essential services.</li> <li>• Putting debris in proper place. Careful removal of debris so that valuable items and dead bodies are not damaged.</li> </ul>

**Tabl3 23: Assistance from Central / State Government**

## Resource List

राज्य स्तर पर अग्निशमन एवं आपातकालीन सेवाओं से जुड़े अधिकारियों और कर्मचारियों का विवरण				
क्र.	नाम	पद	कार्यालय का पता	संपर्क नंबर
1	अशोक जुनेजा, अतिरिक्त महानिदेशक	अतिरिक्तमहानिदेशक	नगर सेना, अग्नि शमन एवं	0771.2512306
2	जी एस. दर्श, उप महानिरीक्षक	उप महानिरीक्षक	आपातकालीन सेवाएँ, छत्तीसगढ़,	0778.2249100
3	परवेज कुरैशी उप पुलिस अधीक्षक, फायर	उप पुलिस अधीक्षक, फायर	अटल नगर रायपुर	0771.2512342

**Table 24: Details of officers and employees involved in fire and emergency services at the state level**

जिला स्तर पर अग्निशमन एवं आपातकालीन सेवाओं से जुड़े अधिकारियों और कर्मचारियों का विवरण				
क्र.	नाम	पद	कार्यालय का पता	संपर्क नंबर
1	श्री विजय कुमार तिकी	जिला सेनानी (अग्निशमन)	नगर सेना कबीरधाम	9926169988
2	श्री अनिल कुमार सिदार	डिप्टी कलेक्टर	कवर्धा	9479089190
3	श्री विपुल गुप्ता	अनुविभागीय अधिकारी (रा.)	कवर्धा	942529321
4	श्री मनोज कुमार रावटे	तहसीलदार कवर्धा	कवर्धा	9479095587
5	श्री मनीष कुमार वर्मा	नायब तहसीलदार बोड़ला	बोड़ला	9406349496
6	श्री संजय विश्वकर्मा	तहसीलदार पण्डरिया	पण्डरिया	9630087001
7	श्री वासनिक	नायब तहसीलदार स.लोहारा	स.लोहारा	9425563654

**Table 25: Details of officers and employees involved in fire and emergency services at the District level**

तहसील स्तर पर अग्निशमन एवं आपातकालीन सेवाओं से जुड़े अधिकारियों कर्मचारियों का विवरण				
क्र०	नाम	पद	कार्यालय का पता	संपर्क नंबर
1	श्री मनोज कुमार रावटे	तहसीलदार कवर्धा	कवर्धा	9479095587
2	श्री मनीष कुमार वर्मा	नायब तहसीलदार बोड़ला	बोड़ला	9406349496
3	श्री संजय विश्वकर्मा	तहसीलदार पण्डरिया	पण्डरिया	9630087001
4	श्री वासनिक	नायब तहसीलदार स.लोहारा	स.लोहारा	9425563654

**Table 26: Details of officers and employees involved in fire and emergency services at the Tehsil level**

अग्निशमन एवं आपातकालीन नियंत्रण सेवाएँ – नगर पालिका / नगर पंचायत					
क्र.	जिला	नाम	पद	कार्यालय पता	संपर्क नंबर
1	कबीरधाम	श्री सुदेश सिंह	मुख्य नगर पालिका अधिकारी	नगर पंचायत पण्डरिया	9755175751
2		श्री अनिष सिंह	मुख्य नगर पालिका अधिकारी	नगर पंचायत पाण्डातराई	8319904672
3		श्री भानु भोष	मुख्य नगर पालिका अधिकारी	नगर पंचायत बोड़ला	9589845434
4		श्री जे.पी.बंजारे	मुख्य नगर पालिका अधिकारी	नगर पंचायत स. लोहारा	9977620592
5		श्री आत्माराम साहू	वाहन चालक	नगर पंचायत स. लोहारा	8817818288
6		श्री संजय चौहान	वाहन चालक	नगर पंचायत पण्डरिया	8085989505
7		श्री भारत चन्द्रवंशी	वाहन चालक	नगर पंचायत पाण्डातराई	8839252439
8		श्री राजेन्द्र मरकाम	वाहन चालक	नगर पंचायत बोड़ला	9630999988

**Table 27: Fire and Emergency Control Services - Nagar Palika / Nagar Nigam**

तहसील वार अग्निशमन एवं आपातकालीन सेवा की उपलब्धता				
क्र.	तहसील	अग्निशमन सेवा की उपलब्धता ( हां / नहीं )	निकटतम फायर स्टेशन	दूरी (किमी.में.)
1	कवर्धा	हाँ	कवर्धा	0
2	स.लोहारा	हाँ	लोहारा	0
3	बोड़ला	नहीं	कवर्धा	20
4	पण्डरिया	नहीं	पाण्डातराई	5

**Table 28: Tehsil wise available fire and emergency support services**

अग्निशमन विशेषज्ञ / प्रशिक्षित होम गार्ड आदि का विवरण			
क्र.	नाम	प्रशिक्षण विशेषज्ञता	संपर्क नंबर
1	विजय कुमार तिर्की	जिला सेनानी (अग्निशमन)	9926169988
2	संतोष सिंह ठाकुर	अग्निशमन वाहन चालक	9340423977 9630274222
3	घनश्याम शर्मा	अग्निशमन वाहन चालक	9300971017
4	सुरेन्द्र पाण्डेय	अग्निशमन वाहन चालक	9752302004
5	सुरेन्द्र धुर्वे	अग्निशमन वाहन चालक	9993332657 7987748090
6	भारत दास मानिकपुरी	अग्निशमन हेल्पर	7000522046 9981611309
7	बीरबल पाली	अग्निशमन हेल्पर	8319507459
8	दीपक निषाद	अग्निशमन हेल्पर	9589789431
9	रामजी ठाकुर	फायरमेन	9893172177
10	ईश्वर सिंह ठाकुर	अग्निशमन हेल्पर	8085007317
11	विनीत धावलकर	अग्निशमन हेल्पर	9179528302
12	राजेश बघेल	अग्निशमन हेल्पर	7869032705
13	भरत कुमार जायसवाल	अग्निशमन हेल्पर	9630368816 8319983948
14	नदकुमार चंदेल	अग्निशमन हेल्पर	9399140968
15	रामचरण साहू	अग्निशमन हेल्पर	8871402478
16	प्रहलाद सिंह ठाकुर	चौकीदार	9685326499
17	बद्री सिंह ठाकुर	चौकीदार	7509247531

**Table 29: Fire experts and trained home guards**



कबीरधाम जिले में स्थापित वृहद उद्योगों की सूची							
क्र.	ईकाइ का नाम एवं पता	उत्पाद	पूंजी निवेश (लाख में)	रोजगार	उत्पादन क्षमता	ईमेल आईडी	भूमि
1	भोरमदेव सहकारी शक्कर उत्पादक कारखाना मर्या. राम्हेपुर, कवर्धा, जिला कबीरधाम उत्पादन दिनांक 31.03.2003	शक्कर	3945	850	3500 MT	bssukm@gmail.com	136 एकड़
2	मेसर्स लौह पुरुष सरदार वल्लभ भाई पटेल सहकारी शक्कर उत्पादक कारखाना मर्या. बिशेषरा, पंडरिया, जिला कबीरधाम उत्पादन दिनांक 21.01.2017	शक्कर	16300	403	2500 MT	lspsskm@gmail.com	100.776 एकड़

**Table 30: List of Big Industries in District**

Petrol Pump List		
1	Bharat Petroleum Corporation	3
2	Hindustan Petroleum Corporation	4
3	Indian Oil Corporation	5
<b>Total</b>		<b>12</b>

**Table 31: List of Petrol Pump in District**

<b>जिला – कबीरधाम में संचालित गैस एजेंसी की सूची</b>			
<b>S.</b>	<b>OMC</b>	<b>Distributor Name</b>	<b>संपर्क नम्बर</b>
1	BPC	DAYA GAS AGENCY	<b>8103717447</b>
2	BPC	JAI GURU GHASIDAS BHARATGAS GRAMIN	<b>7898396194</b>
3	BPC	SEVA SAHAKARI SAMITI KUKDUR	–
4	HPC	Aadim Jati Sewa Sahkari Samiti, chilfi	–
5	HPC	Aadim Jati Sewa Taregoan jangal	–
6	HPC	OM SAI RAM HP GAS GRAMIN VITRAK	<b>9755762817</b>
7	HPC	SATGURU HP GAS GRAMIN VITRAK	<b>8435925080</b>
8	IOC	JHIRNA INDANE GRAMIN VITRAK	<b>9589862053</b>
9	IOC	KAWARDHA GAS SERVICE	<b>9425241581</b>
10	IOC	KUNDA INDANE GRAMIN VITRAK	<b>9827494111</b>
11	IOC	PANDARIYA INDANE	<b>9752050000</b>
12	IOC	THATHAPUR INDANE GRAMIN VITRAK	–

**Table 32: List of Gas Agncies in District**